


PARTS CATALOGUE

PERFORMANCE FLUID TRANSFER





2x1 REC

SECTION A-A

R0.80

35

80

EOM
ENTERPRISES LTD

Hanford Sensors

KwikFit

TOW

EOM
DEVELOPMENTS LTD

GR TOYOTA
GAZOO
Racing
United Kingdom

Close Brothers
Asset Finance

GOODYEAR
MOTUL

S2M

Mirage

K&N

WIPAC

WIPAC

WIPAC

WIPAC

WIPAC

WIPAC

WIPAC

WIPAC

WIPAC

WIPAC

WIPAC

WIPAC

WIPAC

WIPAC

WIPAC

WIPAC

WIPAC

WIPAC

SHAPED BY CORNWALL

Introduction

Founded in 1969, Goodridge has grown from a small unit in the Devon market town of Totnes, UK, to a global organisation, now manufacturing in ten facilities spread across nine countries.

Goodridge manufactures and supplies fluid transfer assemblies, hose and fittings to world leading racing teams; competing in **F1, INDYCAR, NASCAR, WEC, WRC, BTCC, WTCR, MOTO GP, WSBK, BSB** and more.

Our continued success is built on close working relationships with our customers;

Goodridge understands that finding the right solution can be challenging and therefore we have tailored this catalogue with a customer focus, adding information that will help guide you to the most suitable solution for the application.

Renowned for quality and functionality, Goodridge carries the following quality standards.

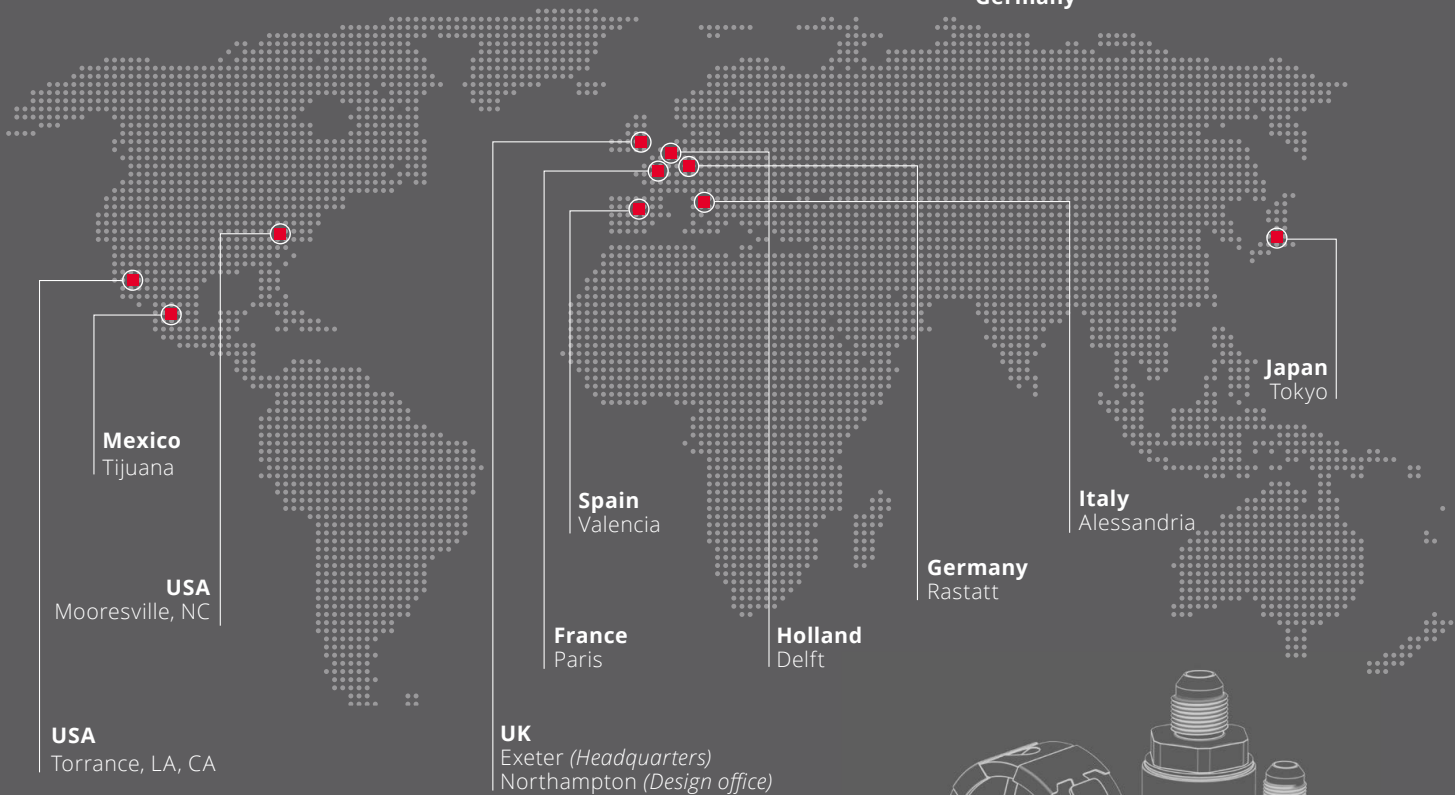
- **ISO9001:2015**
- **IATF16949:2016**
- **TUV/DOT/ ADR/ CQC**
- **FMVSS106**
- **JLRQ**
- **VAG Grade A**
- **Ford Q1**



This catalogue is backed by a global network of Goodridge dealers and distributors. For bespoke applications, custom hose assemblies and mobile plumbing services please contact one of the Goodridge facilities directly.

Goodridge locations:

- **UK**
- **France**
- **Spain**
- **Netherlands**
- **Germany**
- **Italy**
- **USA**
- **Mexico**
- **Japan**



Dealer and distributor list:
www.goodridge.com/distributors

GOODRIDGE



Contents

01

G Line Ultra series
hose and fittings
Pg 06 - 17

02

G Line series
hose and fittings
Pg 18 - 37

03

600 and 700K smoothbore series
medium and high pressure
Pg 38 - 89

04

200 series
hose and fittings
Pg 90 - 101

05

536 series
hose and fittings
Pg 102 - 107

06

Buildaline
Pg 108 - 113

07

Hardline
and fittings
Pg 114 - 121

08

Adaptors
Pg 122 - 145

09

G Link
quick disconnect
couplings
Pg 146 - 151

10

Wiggins / Hydraflow
flexible couplings
Pg 152 - 159

11

Oil Coolers
Pg 160 - 165

12

Brake and Clutch
line kits
Pg 166 - 169

13

Ancillary and
Tooling
Pg 170 - 181

14

Engineering
capabilities
Pg 182 - 185

15

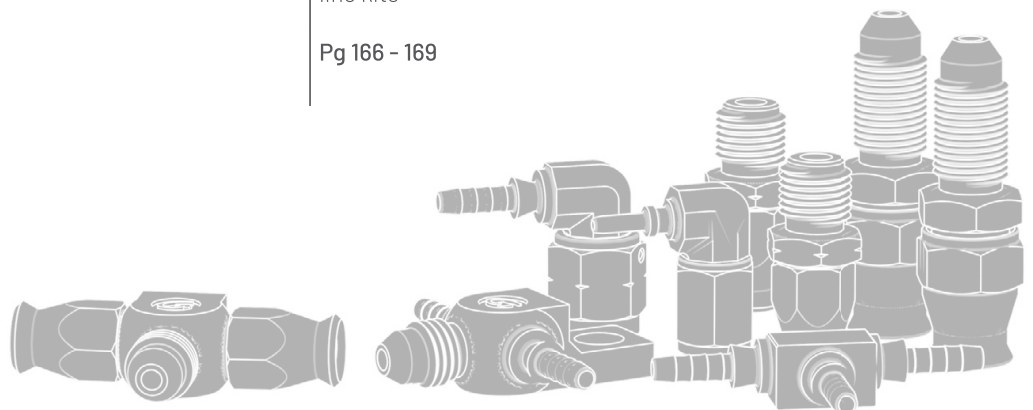
Case study
Pg 186 - 189

16

Assembly
instructions
Pg 190 - 195

17

Index
Pg 196 - 206




Fuel, Oil, Coolant, Hydraulics, Methanol & Air

Hose Range	Key Benefits	Key Features	Application	Please note
<p>G-Line Ultra 960 & 860</p> 	<ul style="list-style-type: none"> • Highest burst pressures • Highest temp resistance (180° C) • Highest vacuum resistance • Highest flow rate • PTFE - Safe to run 'in cockpit' 	<ul style="list-style-type: none"> • Smooth bore • Helically wound coil • PTFE lined aramid fibre/ Stainless steel braid 	<ul style="list-style-type: none"> • Race Fuels • Oil • Coolant • Brake fluid • Methanol • Air 	<p>Crimp fitting only</p>
<p>G-Line XF 910 & 811</p> 	<ul style="list-style-type: none"> • Super light weight • High flow rate • Compatible with crimp and reusable fittings • PTFE - Safe to run 'in cockpit' 	<ul style="list-style-type: none"> • Smooth bore • Reusable fitting compatible • PTFE lined aramid fibre/ Stainless steel braid 	<ul style="list-style-type: none"> • Race Fuels • Oil • Coolant • Brake fluid • Methanol • Air 	
<p>G-Line 710</p> 	<ul style="list-style-type: none"> • Tightest bend radius • PTFE - Safe to run 'in cockpit' 	<ul style="list-style-type: none"> • Fully convoluted • PTFE lined • Aramid fibre braid 	<ul style="list-style-type: none"> • Race Fuels • Oil • Coolant • Brake fluid • Methanol • Air 	<p>710 is Draw swage only</p>
<p>G-Flex 711</p> 	<ul style="list-style-type: none"> • Highest temp rated convoluted hose • PTFE - Safe to run 'in cockpit' 	<ul style="list-style-type: none"> • Convoluted • PTFE lined • Aramid fibre braid 	<ul style="list-style-type: none"> • Race Fuels • Oil • Coolant • Methanol • Air 	
<p>600 series (AN-04 to AN-08)</p> 	<ul style="list-style-type: none"> • PTFE - Safe to run 'in cockpit' 	<ul style="list-style-type: none"> • PTFE lined • Stainless Steel braided • Compatible with crimp (HP) /reusable (MP) fittings 	<ul style="list-style-type: none"> • Fuel • Oil • Water • Clutch • Dampers • Brake fluid • Hydraulic • Airjack • Pneumatics 	<p>High pressure & medium pressure variants available</p>
<p>200 series</p> 	<ul style="list-style-type: none"> • Compatible with 'push fit' applications 	<ul style="list-style-type: none"> • Smooth bore • Integral stainless-steel reinforced elastomer with hi-tensile outer stainless-steel braid 	<ul style="list-style-type: none"> • Fuel • Oil • Water • Methanol • Air 	<p>Not suitable for use 'in cockpit'</p>




Material Key:

B: Brass, C: Stainless Steel, CH: Chrome Plated, D: Aluminium, P: Zinc Plated Carbon Steel, Z1: Silver Plated Carbon Steel

Fuel, Oil, Coolant, Methanol & Air

Hose Range	Key Benefits	Key Features	Application	Please note
536 & TU25 	<ul style="list-style-type: none"> • Push fit application 	<ul style="list-style-type: none"> • Smooth bore • Reinforced internal textile braiding 	<ul style="list-style-type: none"> • Oil • Coolant • Air • Water 	Not suitable for use 'in cockpit'

Brakes, Clutch, Hydraulics & Pneumatics

Hose Range	Key Benefits	Key Features	Application	Please note
600 series (AN-02 & AN-03) 	<ul style="list-style-type: none"> • Compatible with all brake and clutch fluids • PTFE - Safe to run 'in cockpit' • Compatible with crimp & reusable fittings 	<ul style="list-style-type: none"> • PTFE lined • Stainless Steel braided Compatible with crimp/reusable fittings • Available in a range of external PVC colours 	<ul style="list-style-type: none"> • Brake lines / Clutch line • Hydraulics / Pneumatics 	
700 series 	<ul style="list-style-type: none"> • Super lightweight • Compatible with all brake and clutch fluids • PTFE - Safe to run 'in cockpit' 	<ul style="list-style-type: none"> • PTFE lined aramid fibre braided 	<ul style="list-style-type: none"> • Pressure gauge lines • Fuel injection • Fire extinguisher systems • Nitrous systems • Clutch lines 	Crimp fittings only Competition use only
Buildaline 	<ul style="list-style-type: none"> • Customisable for any application 	<ul style="list-style-type: none"> • Cut to length 'in-house' • Pressure tested 'in house' • Diverse fitting range available 	<ul style="list-style-type: none"> • Brake lines 	



GOODRIDGE

www.goodridge.com



01

G-LINE ULTRA SERIES
HOSE AND FITTINGS

GOODRIDGE

G-Line Ultra series

G-Line Ultra 860 & 960 are the most robust hoses in the Goodridge range; used by motorsport teams globally who require the highest level of protection from temperature, high pressure, vacuum resistance and kink resistance. Similar to the Goodridge G-Line XF range, G-Line Ultra features a smooth bore, externally convoluted, carbon impregnated, anti-static PTFE liner. In addition, the G-Line Ultra range features a helically wound high tensile 316 stainless steel coil, seated between the external convolutions of the PTFE hose liner. The coil increases burst pressures, vacuum resistance and kink resistance. G-Line Ultra is compatible with 960 crimp fittings and must be assembled using specialist equipment. Double swivel tail options are available to aid with alignment. The G-Line Ultra hose range is a popular choice for leading motorsport teams.

Benefits:

- Uninterrupted flow
- Burst pressure up to 6090 PSI / 420 BAR (AN-06)
- Temperature resistance from -73°C to +260°C
- Vacuum resistance to -13.05 PSI / -0.9 BAR
- Bend radius to 19 mm (AN-06)

Features:

- Enlarged smooth bore
- Stainless steel helically wound coil
- PTFE lined
- Aramid fibre / Stainless steel braided option
- SAE J1737 compliant

Which hose do I need?

G-Line Ultra hose comparison chart:

Hose range	Lightest weight	Highest temp resistance	Tightest bend radius	Additional external protection	Fitting type
960	X				Crimp
860		X	X	X	Crimp

Fluid applications:

Fuel, Oil, Water, Methanol & Pneumatics

Compatible fittings:

960 Ultra lightweight crimp fittings (Not compatible with reusable fittings)

Please Note:

Volumetric expansion and flow data available on request

Material Key:

B: Brass, C: Stainless Steel, CH: Chrome Plated, D: Aluminium, P: Zinc Plated Carbon Steel, Z1: Silver Plated Carbon Steel

Fluid applications:

Fuel, Oil, Water, Methanol & Pneumatics

Material:

Anti-static PTFE smoothbore, aramid fibre braid

Compatible fittings:

960 Ultra Lightweight crimp fittings (Not compatible with reusable fittings)

Notes:

Collars must be purchased separately.

G-LINE ULTRA 960









The G-Line Ultra hose range is the 'go to' hose for high burst pressure, vacuum and kink resistance.

The G-Line Ultra range features a helically wound high tensile 316 stainless steel coil, seated between the external convolutions of the smooth bore PTFE hose liner. This feature increases burst pressures, vacuum resistance and kink resistance over a conventional PTFE lined smooth bore hose.

The 960 version features an aramid fibre outer braid, making the hose ideal when weight saving is critical.



Data in this table is for the hose only

Part No.	Dash  Size	Max Bore Size  mm / inches	Outer Diameter  mm / inches	Working Press  Bar / Psi	Burst Pres  Bar / Psi	Weight  Kg/M / Lb/Ft	Min Bend Rad  mm / inches	Temp Range  °C / °F
960-06	-6	9,94 (0,39)	13,59 (0,54)	140 (2031)	420 (6092)	0,10 (0,067)	19,0 (0,75)	-40/+180 (-40/+356)
960-08	-8	13,20 (0,52)	17,60 (0,69)	122 (1769)	367 (5323)	0,18 (0,121)	28,0 (1,10)	-40/+180 (-40/+356)
960-10	-10	16,70 (0,66)	21,60 (0,85)	113 (1639)	341 (4945)	0,26 (0,175)	32,0 (1,26)	-40/+180 (-40/+356)
960-12	-12	20,05 (0,79)	25,15 (0,99)	105 (1523)	315 (4568)	0,31 (0,208)	35,0 (1,38)	-40/+180 (-40/+356)
960-16	-16	26,10 (1,03)	32,35 (1,27)	87 (1262)	262 (3780)	0,50 (0,336)	50,0 (1,97)	-40/+180 (-40/+356)
960-20	-20	32,60 (1,28)	39,20 (1,54)	78 (1131)	236 (3423)	0,74 (0,500)	70,0 (2,76)	-40/+180 (40/+356)

Note: Temperature affects maximum working pressure as listed; for temps above 130°C reduce the working pressure by 0.75% for each degree above 130°C. Max 180°C.

Fluid applications:

Fuel, Oil, Water, Methanol & Pneumatics

Material:

Anti-static PTFE smoothbore, stainless-steel outer braid

Compatible fittings:

960 Ultra Lightweight crimp fittings (Not compatible with any reusable fittings)

Notes:

Collars must be purchased separately.

G-LINE ULTRA 860









The G-Line Ultra hose range is the 'go to' hose for high burst pressure, vacuum resistance and kink resistance.

The G-Line Ultra range features a helically wound high tensile 316 stainless steel coil, seated between the external convolutions of the smooth bore PTFE hose liner. This feature increases burst pressures, vacuum resistance and kink resistance over a conventional PTFE lined smooth bore hose.

The 860 version features a stainless-steel outer braid, offering the highest level of protection from abrasion, tighter bend radius and higher temperature resistance.



Data in this table is for the hose only

Part No.	Dash  Size	Max Bore Size  mm / inches	Outer Diameter  mm / inches	Working Press  Bar / Psi	Burst Pres  Bar / Psi	Weight  Kg/M / Lb/Ft	Min Bend Rad  mm / inches	Temp Range  °C / °F
860-06	-6	9,94 (0,39)	13,26 (0,52)	140 (2031)	420 (6092)	0,14 (0,094)	19,0 (0,75)	-73/+260 (-99/+500)
860-08	-8	13,13 (0,52)	17,60 (0,69)	122 (1769)	367 (5323)	0,29 (0,194)	28 (1,10)	-73/+260 (-99/+500)
860-10	-10	16,30 (0,64)	21,50 (0,85)	113 (1639)	341 (4945)	0,35 (0,235)	32,0 (1,26)	-73/+260 (-99/+500)
860-12	-12	19,50 (0,76)	24,90 (0,98)	105 (1523)	315 (4568)	0,40 (0,270)	35,0 (1,38)	-73/+260 (-99/+500)
860-16	-16	25,90 (1,02)	31,80 (1,25)	87 (1262)	262 (3780)	0,63 (0,423)	50,0 (1,97)	-73/+260 (-99/+500)

Note: Temperature affects maximum working pressure as listed; for temps above 130°C reduce the working pressure by 0.75% for each degree above 130°C. Max 260°C.

960 JIC fittings

Goodridge 960 series crimp fittings are specifically designed for the G-Line Ultra 960 and 860 hoses.

The 960 fittings combine a specially designed shortened tail form for reliability and light weight; available in both forged and swept body, from straight to 180 degrees bend angle options.

• *Made to order only*

Fitting type:

Crimp

Fluid applications:

Fuel, Oil, Water, Methanol and Pneumatics

Compatible hose:

G-Line Ultra 960 and 860

Material:

D = Aluminium (Black)

Notes:

Collars must be purchased separately.

960-01



Straight female concave seat

Part No.	To suit hose	JIC/UNF	Mat
960-0106	-06	9/16 x 18	D
960-0108	-08	3/4 x 16	D
960-0110	-10	7/8 x 14	D
960-0112	-12	1 1/16 x 12	D
960-0116	-16	1 5/16 x 12	D
960-0120	-20	1 5/8 x 12	D

960-30



30° swept tube female concave seat

Part No.	To suit hose	JIC/UNF	Mat
960-3008 •	-08	3/4 x 16	D
960-3010 •	-10	7/8 x 14	D
960-3012 •	-12	1 1/16 x 12	D
960-3016 •	-16	1 5/16 x 12	D

960-45



45° forged female concave seat

Part No.	To suit hose	JIC/UNF	Mat
960-4506	-06	9/16 x 18	D
960-4508	-08	3/4 x 16	D
960-4510	-10	7/8 x 14	D
960-4512	-12	1 1/16 x 12	D

960-46



45° swept tube female concave seat

Part No.	To suit hose	JIC/UNF	Mat
960-4606	-06	9/16 x 18	D
960-4608	-08	3/4 x 16	D
960-4610	-10	7/8 x 14	D
960-4612	-12	1 1/16 x 12	D
960-4616	-16	1 5/16 x 12	D
960-4620	-20	1 5/8 x 12	D

960-60



60° swept tube female concave seat

Part No.	To suit hose	JIC/UNF	Mat
960-6008 •	-08	3/4 x 16	D
960-6010 •	-10	7/8 x 14	D
960-6012 •	-12	1 1/16 x 12	D
960-6016 •	-16	1 5/16 x 12	D

960-90



90° forged female concave seat

Part No.	To suit hose	JIC/UNF	Mat
960-9006	-06	9/16 x 18	D
960-9008	-08	3/4 x 16	D
960-9010	-10	7/8 x 14	D
960-9012	-12	1 1/16 x 12	D

Material Key:

B: Brass, C: Stainless Steel, CH: Chrome Plated, D: Aluminium, P: Zinc Plated Carbon Steel, Z1: Silver Plated Carbon Steel

960-91

90° swept tube female concave seat

Part No.	To suit hose	JIC/UNF	Mat
960-9106	-06	9/16 x 18	D
960-9106-M14	-06	M14 x 1,5	D
960-9108	-08	3/4 x 16	D
960-9110	-10	7/8 x 14	D
960-9112	-12	1 1/16 x 12	D
960-9116	-16	1 5/16 x 12	D
960-9120	-20	1 5/8 x 12	D

960-120

120° swept tube female concave seat

Part No.	To suit hose	JIC/UNF	Mat
960-12006	-06	9/16 x 18	D
960-12008	-08	3/4 x 16	D
960-12010 •	-10	7/8 x 14	D
960-12012	-12	1 1/16 x 12	D
960-12016 •	-16	1 5/16 x 12	D

960-150

150° swept tube female concave seat

Part No.	To suit hose	JIC/UNF	Mat
960-15006	-06	9/16 x 18	D
960-15008	-08	3/4 x 16	D
960-15010 •	-10	7/8 x 14	D
960-15012	-12	1 1/16 x 12	D
960-15016 •	-16	1 5/16 x 12	D

960-180

180° swept tube female concave seat

Part No.	To suit hose	JIC/UNF	Mat
960-18006	-06	9/16 x 18	D
960-18008	-08	3/4 x 16	D
960-18010 •	-10	7/8 x 14	D
960-18012	-12	1 1/16 x 12	D
960-18016 •	-16	1 5/16 x 12	D

96776

Straight banjo

Part No.	To suit hose	Hole size	Mat
96776-06-M12D	-06	M12 x 1,5	D
96776-06-M14D	-06	M14 x 1,5	D

960 JIC fittings

Goodridge 960 series crimp fittings are specifically designed for the G-Line Ultra 960 and 860 hoses.

The 960 fittings combine a specially designed shortened tail form for reliability and light weight; available in both forged and swept body, from straight to 180 degrees bend radius options.

• **Made to order only**

Fitting type:

Crimp

Fluid applications:

Fuel, Oil, Water, Methanol and Pneumatics

Compatible hose:

G-Line Ultra 960 and 860

Material:

D = Aluminium (Black)

Notes:

Collars must be purchased separately.



All 960 & 860 hose assemblies must be assembled by trained Goodridge personnel. Please contact Goodridge directly or find an approved Goodridge G-Tech centre at www.goodridge.com/distributors

960 Double Swivel JIC fittings

(Made to order only)

The 960 fitting series range is available in select double swivel options, fittings can be aligned upon installation - no need to align the fitting prior to crimping.

Please note: An extended range of 960 Double Swivel fittings are available for 'special order'

Please contact Goodridge directly for more information.

Fitting type:

Crimp

Fluid applications:

Fuel, Oil, Water, Methanol and Pneumatics

Compatible hose:

G-Line Ultra 960 and 860

Material:

D = Aluminium (Black)

Notes:

Collars must be purchased separately

9945



Double swivel forged 45° female concave seat

Part No.	To suit hose	JIC/UNF	Mat
9945-06	-06	9/16 x 18	D
9945-08	-08	3/4 x 16	D
9945-10	-10	7/8 x 14	D
9945-12	-12	1 1/16 x 12	D

9990



Double swivel forged 90° female concave seat

Part No.	To suit hose	JIC/UNF	Mat
9990-06	-06	9/16 x 18	D
9990-08	-08	3/4 x 16	D
9990-10	-10	7/8 x 14	D
9990-12	-12	1 1/16 x 12	D

9991



Double swivel swept tube 90° female concave seat

Part No.	To suit hose	JIC/UNF	Mat
9991-08	-08	3/4 x 16	D
9991-10	-10	7/8 x 14	D
9991-12	-12	1 1/16 x 12	D
9991-16	-16	1 5/16 x 12	D

9930



Double swivel swept tube 30° female concave seat

Part No.	To suit hose	JIC/UNF	Mat
9930-08	-08	3/4 x 16	D
9930-10	-10	7/8 x 14	D
9930-12	-12	1 1/16 x 12	D
9930-16	-16	1 5/16 x 12	D

9946



Double swivel swept tube 45° female concave seat

Part No.	To suit hose	JIC/UNF	Mat
9946-08	-08	3/4 x 16	D
9946-10	-10	7/8 x 14	D
9946-12	-12	1 1/16 x 12	D
9946-16	-16	1 5/16 x 12	D

Material Key:

B: Brass, C: Stainless Steel, CH: Chrome Plated, D: Aluminium, P: Zinc Plated Carbon Steel, Z1: Silver Plated Carbon Steel

9960

Double swivel swept tube 60° female concave seat

Part No.	To suit hose	JIC/UNF	Mat
9960-08	-08	3/4 x 16	D
9960-10	-10	7/8 x 14	D
9960-12	-12	1 1/16 x 12	D
9960-16	-16	1 5/16 x 12	D

99120

Double swivel swept tube 120° female concave seat

Part No.	To suit hose	JIC/UNF	Mat
99120-08	-08	3/4 x 16	D
99120-10	-10	7/8 x 14	D
99120-12	-12	1 1/16 x 12	D
99120-16	-16	1 5/16 x 12	D

99150

Double swivel swept tube 150° female concave seat

Part No.	To suit hose	JIC/UNF	Mat
99150-08	-08	3/4 x 16	D
99150-10	-10	7/8 x 14	D
99150-12	-12	1 1/16 x 12	D
99150-16	-16	1 5/16 x 12	D

99180

Double swivel swept tube 180° female concave seat

Part No.	To suit hose	JIC/UNF	Mat
99180-08	-08	3/4 x 16	D
99180-10	-10	7/8 x 14	D
99180-12	-12	1 1/16 x 12	D
99180-16	-16	1 5/16 x 12	D

960 Double Swivel JIC fittings

(Made to order only)

The 960 fitting series range is available in select double swivel options, fittings can be aligned upon installation - no need to align the fitting prior to crimping.

Please note: An extended range of 960 Double Swivel fittings are available for 'special order'

Please contact Goodridge directly for more information.

Fitting type:

Crimp

Fluid applications:

Fuel, Oil, Water, Methanol and Pneumatics

Compatible hose:

G-Line Ultra 960 and 860

Material:

D = Aluminium (Black)

Notes:

Collars must be purchased separately



All 960 & 860 hose assemblies must be assembled by trained Goodridge personnel. Please contact Goodridge directly or find an approved Goodridge G-Tech centre at www.goodridge.com/distributors

960 Wiggins/ Hydraflow Cup DFL fittings

The 960 fitting series range is available in Wiggins/ Hydraflow cup options, compatible with Adel Wiggins and Hydraflow type fasteners.

960-01DFL



Straight DFL for Wiggins/Hydraflow concave seat

Part No.	Cup size	Hose tail size	Mat
960-0108DFL	-08	-08	D
960-0110DFL	-10	-10	D
960-0112DFL	-12	-12	D
960-0116DFL	-16	-16	D

960-45DFL



45° DFL for Wiggins/Hydraflow female concave seat

Part No.	Cup size	Hose tail size	Mat
960-4508DFL	-08	-08	D
960-4510DFL	-10	-10	D
960-4512DFL	-12	-12	D
960-4516DFL	-16	-16	D

960-90DFL



90° DFL for Wiggins/Hydraflow concave seat

Part No.	Cup size	Hose tail size	Mat
960-9008DFL	-08	-08	D
960-9010DFL	-10	-10	D
960-9012DFL	-12	-12	D
960-9016DFL	-16	-16	D

Fitting type:

Crimp

Fluid applications:

Fuel, Oil, Water, Methanol and Pneumatics

Compatible hose:

G-Line Ultra 960 and 860

Material:

D = Aluminium (Black)

Notes:

Collars must be purchased separately.

Material Key:

B: Brass, C: Stainless Steel, CH: Chrome Plated, D: Aluminium, P: Zinc Plated Carbon Steel, Z1: Silver Plated Carbon Steel

960-120DFL

120° DFL for Wiggins/Hydraflow concave seat

Part No.	Cup size	Hose tail size	Mat
960-12008DFL	-08	-08	D
960-12010DFL	-10	-10	D
960-12012DFL	-12	-12	D
960-12016DFL	-16	-16	D

960-150DFL

150° DFL for Wiggins/Hydraflow concave seat

Part No.	Cup size	Hose tail size	Mat
960-15008DFL	-08	-08	D
960-15010DFL	-10	-10	D
960-15012DFL	-12	-12	D
960-15016DFL	-16	-16	D

960-180DFL

180° DFL for Wiggins/Hydraflow concave seat

Part No.	Cup size	Hose tail size	Mat
960-18008DFL	-08	-08	D
960-18010DFL	-10	-10	D
960-18012DFL	-12	-12	D
960-18016DFL	-16	-16	D

**960 Wiggins/
Hydraflow DFL Cup
fittings***(Made to order only)*

An extended range of 960 Wiggins/Hydraflow cup fittings series range are also available on a 'special order' basis.

Please contact Goodridge directly for more information.



All 960 & 860 hose assemblies must be assembled by trained Goodridge personnel. Please contact Goodridge directly or find an approved Goodridge G-Tech centre at www.goodridge.com/distributors

Fitting type:*Crimp***Fluid applications:***Fuel, Oil, Water, Methanol and Pneumatics***Compatible hose:***G-Line Ultra 960 and 860***Material:***D = Aluminium (Black)***Notes:***Collars must be purchased separately*

960 Plug-In fittings
(Made to order only)

Fitting type:

Crimp

Fluid applications:

Fuel, Oil, Water, Methanol and Pneumatics

Compatible hose:

G-Line Ultra 960 and 860

Material:

D = Aluminium (Black)

Notes:

Collars must be purchased separately.

961001



961046



961091



Part No.	Mat	Fitting Angle	Tail size		
			Plug OD (mm)		
961001	D	Straight	-06	-06	14.38
961046	D	45°	-08	-08	15.88
961091	D	90°	-10	-10	22.23
			-12	-12	23.81
			-16	-16	31.75

EXAMPLE:

Part No.	Tail size	Plug OD (mm)
961001	-06	-08

PART NO: 961001-06-08

Please contact Goodridge or your nearest G-Tech centre for all fuel type O-Ring options.

Crimp collar to suit 960 fittings

Aluminium crimp collar to suit 960 series fittings.

RCC960



Crimp collar for 960 and 860 hoses

Part No.	To suit hose	Mat
RCC960-06D	-06	D
RCC960-08D	-08	D
RCC960-10D	-10	D
RCC960-12D	-12	D
RCC960-16D	-16	D
RCC960-20D	-20	D

Compatible fittings:

G-Line Ultra 960

Material:

D = Aluminium (Silver)

Notes:

Only to be used with 960 series fittings



Can't find what you are looking for?

Please see our Engineering section (pg184) for bespoke design services.



All 960 & 860 hose assemblies must be assembled by trained Goodridge personnel. Please contact Goodridge directly or find an approved Goodridge G-Tech centre at www.goodridge.com/distributors





GOODRIDGE

www.goodridge.com



02

G-LINE SERIES
HOSE AND FITTINGS

GOODRIDGE

G-Line series

G-Line hose and fittings are used by leading motorsport teams requiring a combination of high flow rate, protection from the elements, tight bend radii and reduced weight.

The G-Line hose range is available in smoothbore (XF910 and XF811) and convoluted (G-Flex 711 and G-Line 710) hose options. All G-Line hoses either feature as standard or have an anti-static PTFE liner option.

In addition, bespoke lightweight aluminium fittings, available in crimp, draw swage and reusable tail options are available. Double swivel tail options are available to aid with alignment. Current customers include teams competing in F1, INDYCAR, WEC, NASCAR, WRC, GT, BTCC, WTCR and club level motorsports.

Benefits:

- Super light weight (XF910 & G-Flex 711)
- Uninterrupted flow
- Burst pressure up to 5076 PSI / 350 BAR (AN-04)
- Temperature resistance from -70°C to +260°C
- Bend radius to 20mm (AN-04)

Features:

- High flow rate (XF910 & XF811)
- PTFE lined
- Aramid fibre / Stainless steel braided options
- Compatible with crimp & reusable fittings
- SAE J7137 compliant

Which hose do I need?

G-Line hose comparison chart:

Hose range	Light weight	Burst Pressure	Bend radius	High flow rate	Temp resistance	Additional external protection	Fitting type
910	x	x		x			Crimp & Reusable
811		x		x	x	x	Crimp & Reusable
711	x						Crimp
710			x				Draw swage
910FC							Crimp

Fluid applications:

Fuel, Oil, Water, Methanol & Pneumatics

Compatible fittings:

711 crimp fittings
4000 series crimp fittings
811 reusable fittings

Material Key:

B: Brass, C: Stainless Steel, CH: Chrome Plated, D: Aluminium, P: Zinc Plated Carbon Steel, Z1: Silver Plated Carbon Steel









Fluid applications:Fuel, Oil, Water, Methanol
& Pneumatics**Compatible fittings:**711 crimp fittings
4000 crimp fittings
811 reusable fittings**G-LINE XF 910**

The G-Line XF 910 is the lightest smoothbore hose in the Goodridge range.

The hose features a smooth bore, externally convoluted, carbon impregnated, anti-static PTFE liner, wrapped in a super lightweight Aramid fibre braid.

In addition to the 711 crimp and 4000 series crimp/draw swage fittings, the G-Line XF 910 hose can be assembled using 811 reusable fittings, without the need for specialist tooling.

*Data in this table is for the hose only*

Part No.	Dash  Size	Max Bore Size  mm / inches	Outer Diameter  mm / inches	Working Press  Bar / Psi	Burst Pres  Bar / Psi	Weight  Kg/M / Lb/Ft	Min Bend Rad  mm / inches	Temp Range  °C / °F
910-04	-04	6,70 (0,26)	9,70 (0,38)	88 (1276)	350 (5076)	0,070 (0,0471)	20 (0,79)	-40/+180 (-40/+356)
910-06	-06	9,50 (0,37)	13,00 (0,51)	80 (1160)	320 (4641)	0,105 (0,0706)	28 (1,10)	-40/+180 (-40/+356)
910-08	-08	12,70 (0,50)	16,80 (0,66)	70 (1015)	280 (4061)	0,140 (0,0942)	40 (1,57)	-40/+180 (-40/+356)
910-10	-10	15,90 (0,63)	20,90 (0,81)	65 (924)	260 (3770)	0,205 (0,1379)	45 (1,77)	-40/+180 (-40/+356)
910-12	-12	19,00 (0,75)	24,70 (0,97)	60 (870)	240 (3480)	0,214 (0,1440)	55 (2,16)	-40/+180 (-40/+356)
910-16	-16	25,40 (1,00)	32,70 (1,29)	50 (725)	200 (2900)	0,489 (0,3290)	75 (2,95)	-40/+180 (-40/+356)
910-20	-20	31,70 (1,24)	38,60 (1,45)	45 (652)	180 (2610)	0,587 (0,3950)	100 (3,94)	-40/+180 (-40/+356)









Note: Temperature affects maximum working pressure as listed; for temps above 130°C reduce the working pressure by 0.75% for each degree above 130°C. Max 180°C.**Fluid applications:**Fuel, Oil, Water, Methanol
& Pneumatics**Compatible fittings:**711 crimp fittings
4000 crimp fittings
811 reusable fittings**G-LINE XF 811**

The G-Line XF 811 is the stainless-steel braided equivalent to the G-Line XF 910.

The hose features a smooth bore, externally convoluted, carbon impregnated, anti-static PTFE liner, wrapped in a Stainless Steel braid.

In addition to the 711 crimp and 4000 series crimp/draw swage fittings, the G-Line XF 811 hose can be assembled using 811 reusable fittings, without the need for specialist tooling.

*Data in this table is for the hose only*

Part No.	Dash  Size	Max Bore Size  mm / inches	Outer Diameter  mm / inches	Working Press  Bar / Psi	Burst Pres  Bar / Psi	Weight  Kg/M / Lb/Ft	Min Bend Rad  mm / inches	Temp Range  °C / °F
811-04	-04	6,70 (0,26)	9,60 (0,38)	88 (1276)	350 (5076)	0,098 (0,0659)	19 (0,75)	-73/+260 (-99/+500)
811-06	-06	9,50 (0,37)	12,70 (0,50)	80 (1160)	320 (4641)	0,156 (0,1049)	27 (1,06)	-73/+260 (-99/+500)
811-08	-08	12,70 (0,50)	16,40 (0,65)	70 (1015)	280 (4061)	0,233 (0,1568)	38 (1,5)	-73/+260 (-99/+500)
811-10	-10	15,90 (0,63)	20,60 (0,81)	65 (924)	260 (3770)	0,333 (0,2241)	50 (1,97)	-73/+260 (-99/+500)
811-12	-12	19,00 (0,75)	24,20 (0,87)	60 (870)	240 (3480)	0,400 (0,2692)	52 (2,05)	-73/+260 (-99/+500)
811-16	-16	25,40 (1,00)	32,20 (1,27)	50 (725)	200 (2900)	0,660 (0,4158)	70 (2,76)	-73/+260 (-99/+500)

Note: Temperature affects maximum working pressure as listed; for temps above 130°C reduce the working pressure by 0.75% for each degree above 130°C. Max 260°C.

Fluid applications:

Fuel (Methanol, Alcohol & E-85)

Compatible fittings:

711 crimp fittings

4000 series crimp fittings

G-LINE XF 910FC

Goodridge 910 FC fuel cell hose is designed for internal fuel cell plumbing and lift pump applications. The hose is smooth bore and externally convoluted, constructed from carbon impregnated PTFE.

Available in black (Anti-static) or transparent for inspection purposes.

910 FC is compatible with 4000 series crimp fittings & 711 series crimp fittings (Specialist assembly equipment required) or 811 reusable fittings. (Assembled using a rubber jaw vice and alloy spanners).

Current customers include teams competing in F1, INDYCAR, WEC, NASCAR, WRC, GT, BTCC, WTCR and club level motorsports.



Data in this table is for the hose only

Part No.	Dash Size	Max Bore Size mm / inches	Outer Diameter mm / inches	Working Press Bar / Psi	Burst Pres Bar / Psi	Weight Kg/M / Lb/Ft	Min Bend Rad mm / inches	Temp Range °C / °F	Notes
910-06FC	-06	9,53 (0,38)	13,00 (0,51)	5 (72)	20 (290)	0,06 (0,0403)	60 (2,36)	-45/+50 (-49/+122)	Fuel Cell

Fluid applications:

Fuel, Oil, Water, Methanol & Pneumatics

Compatible fittings:

711 crimp fittings

G-FLEX 711

G-Flex 711 is the lightest hose in the Goodridge range; used by motorsport teams globally who require the ultimate in weight saving.

The G-Flex range features a fully convoluted, carbon impregnated, anti-static PTFE liner; wrapped in an Aramid fibre braid. G-Flex is compatible with 711 crimp fittings and must be assembled using specialist equipment.

The G-Flex hose range is a popular choice for motorsport teams looking for the ultimate light weight solution, not requiring the smoothbore flow characteristics of Goodridge G-Line XF & Ultra hoses.

Current customers include teams competing in F1, INDYCAR, WEC, NASCAR, WRC, GT, BTCC, WTCR and club level motorsports.



Data in this table is for the hose only

Part No.	Dash Size	Max Bore Size mm / inches	Outer Diameter mm / inches	Working Press Bar / Psi	Burst Pres Bar / Psi	Weight Kg/M / Lb/Ft	Min Bend Rad mm / inches	Temp Range °C / °F
711-06	-06	9,50 (0,37)	12,45 (0,49)	45 (652)	180 (2610)	0,071 (0,0477)	25 (0,98)	-45/+170 (-40/+356)
711-08	-08	12,84 (12,84)	15,75 (0,62)	34 (493)	136 (1972)	0,112 (0,0753)	30 (1,18)	-45/+170 (-40/+356)
711-10	-10	18,28 (0,72)	20,83 (0,82)	30 (435)	120 (1740)	0,158 (0,1063)	35 (1,38)	-45/+170 (-40/+356)
711-12	-12	19,42 (0,76)	22,75 (0,90)	24 (348)	96 (1392)	0,198 (0,1332)	60 (2,36)	-45/+170 (-40/+356)
711-16	-16	27,00 (1,06)	31,00 (1,22)	20 (290)	80 (1160)	0,298 (0,2005)	89 (3,50)	-45/+170 (-40/+356)

Note: Temperature affects maximum working pressure as listed; for temps above 130°C reduce the working pressure by 0.75% for each degree above 130°C. Max 170°C.

Material Key:

B: Brass, C: Stainless Steel, CH: Chrome Plated, D: Aluminium, P: Zinc Plated Carbon Steel, Z1: Silver Plated Carbon Steel

Fluid applications:Fuel, Oil, Water, Methanol
& Pneumatics**Compatible fittings:**

4000 series draw swage fittings

G-LINE 710

G-Line 710 is a fully convoluted, Aramid fibre braided hose; the most flexible hose in the Goodridge range, compatible with both draw swage and crimp fittings.

Similar to the G Flex 711 hose, the G-Line 710 range is fully convoluted, utilising a carbon impregnated, anti-static PTFE liner.

G-Line 710 is compatible with 4000 series draw swage fittings (Specialist equipment required).

The G-Line 710 range is a popular choice for motorsport teams looking for the tightest bend radius, where high flexibility is required for tight plumbing applications.

Current customers include teams competing in F1, INDYCAR, WEC, NASCAR, WRC, GT, BTCC, WTCR and club level motorsports.

*Data in this table is for the hose only*

Part No.	Dash Size	Max Bore Size mm / inches	Outer Diameter mm / inches	Working Press Bar / Psi	Burst Pres Bar / Psi	Weight Kg/M / Lb/Ft	Min Bend Rad mm / inches	Temp Range °C / °F
710-04	-04	7,1 (0,28)	11,3 (0,44)	70 (1015)	280 (4061)	0,075 (0,0504)	19 (0,75)	-40/+180 (-40/+356)
710-06	-06	9,5 (0,37)	14,3 (0,56)	65 (924)	260 (3771)	0,089 (0,0598)	25 (0,98)	-40/+180 (-40/+356)
710-08	-08	12,7 (0,50)	19,2 (0,75)	58 (841)	232 (3365)	0,154 (0,1036)	25 (0,98)	-40/+180 (-40/+356)
710-10	-10	15,2 (0,60)	21,5 (0,85)	50 (725)	200 (2901)	0,164 (0,1103)	32 (1,26)	-40/+180 (-40/+356)
710-12	-12	19,5 (0,77)	25,6 (0,22)	35 (507)	140 (2031)	0,193 (0,1298)	40 (1,57)	-40/+180 (-40/+356)
710-16	-16	25,4 (1,00)	32,8 (1,29)	33 (478)	132 (1915)	0,237 (0,1595)	40 (1,57)	-40/+180 (-40/+356)
710-20	-20	31,8 (1,25)	36,5 (1,44)	25 (362)	100 (1450)	0,461 (0,3102)	75 (2,95)	-40/+180 (-40/+356)

Note: Temperature affects maximum working pressure as listed; for temps above 130°C reduce the working pressure by 0.75% for each degree above 130°C. Max 180°C.**Reusable fitting assembly instructions can be found in section 16**

Crimped fitting assemblies must be assembled by trained Goodridge personnel.

Please contact Goodridge directly or find an approved Goodridge G-Tech centre at www.goodridge.com/distributors

711 JIC fittings

Goodridge 711 series crimp fittings are designed for the G-Line hose range; for both smoothbore and convoluted hose types. Available in both forged and swept body, from straight to 180 degrees bend angle options.

711-01



Straight female concave seat

Part No.	To suit hose	JIC/UNF	Mat
711-0106	-06	9/16 x 18	D
711-0108	-08	3/4 x 16	D
711-0110	-10	7/8 x 14	D
711-0112	-12	1 1/16 x 12	D
711-0116	-16	1 5/16 x 12	D

711-30



30° swept tube female concave seat

Part No.	To suit hose	JIC/UNF	Mat
711-3006	-06	9/16 x 18	D
711-3008	-08	3/4 x 16	D
711-3010	-10	7/8 x 14	D
711-3012	-12	1 1/16 x 12	D
711-3016	-16	1 5/16 x 12	D

711-45



45° forged female concave seat

Part No.	To suit hose	JIC/UNF	Mat
711-4506	-06	9/16 x 18	D
711-4508	-08	3/4 x 16	D
711-4510	-10	7/8 x 14	D
711-4512	-12	1 1/16 x 12	D

711-46



45° swept tube female concave seat

Part No.	To suit hose	JIC/UNF	Mat
711-4606	-06	9/16 x 18	D
711-4608	-08	3/4 x 16	D
711-4610	-10	7/8 x 14	D
711-4612	-12	1 1/16 x 12	D
711-4616	-16	1 5/16 x 12	D

711-60



60° swept tube female concave seat

Part No.	To suit hose	JIC/UNF	Mat
711-6006	-06	9/16 x 18	D
711-6008	-08	3/4 x 16	D
711-6010	-10	7/8 x 14	D
711-6012	-12	1 1/16 x 12	D
711-6016	-16	1 5/16 x 12	D

Fluid applications:

Fuel, Oil, Water, Methanol
& Pneumatics

Compatible hoses:

G-Line XF 910 & 811
G-Flex 711

Notes:

Collars must be purchased
separately.

Material Key:

B: Brass, C: Stainless Steel, CH: Chrome Plated, D: Aluminium, P: Zinc Plated Carbon Steel, Z1: Silver Plated Carbon Steel

711-90

90° forged female concave seat

Part No.	To suit hose	JIC/UNF	Mat
711-9006	-06	9/16 x 18	D
711-9008	-08	3/4 x 16	D
711-9010	-10	7/8 x 14	D
711-9012	-12	1 1/16 x 12	D

711-91

90° swept tube female concave seat

Part No.	To suit hose	JIC/UNF	Mat
711-9106	-06	9/16 x 18	D
711-9108	-08	3/4 x 16	D
711-9110	-10	7/8 x 14	D
711-9112	-12	1 1/16 x 12	D
711-9116	-16	1 5/16 x 12	D

711-120

120° swept tube female concave seat

Part No.	To suit hose	JIC/UNF	Mat
711-12006	-06	9/16 x 18	D
711-12008	-08	3/4 x 16	D
711-12010	-10	7/8 x 14	D
711-12012	-12	1 1/16 x 12	D
711-12016	-16	1 5/16 x 12	D

711-150

150° swept tube female concave seat

Part No.	To suit hose	JIC/UNF	Mat
711-15006	-06	9/16 x 18	D
711-15008	-08	3/4 x 16	D
711-15010	-10	7/8 x 14	D
711-15012	-12	1 1/16 x 12	D
711-15016	-16	1 5/16 x 12	D

711-180

180° swept tube female concave seat

Part No.	To suit hose	JIC/UNF	Mat
711-18006	-06	9/16 x 18	D
711-18008	-08	3/4 x 16	D
711-18010	-10	7/8 x 14	D
711-18012	-12	1 1/16 x 12	D
711-18016	-16	1 5/16 x 12	D

711 JIC fittings

Goodridge 711 series crimp fittings are designed for the G-Line hose range; for both smoothbore and convoluted hose types. Available in both forged and swept body, from straight to 180 degrees bend angle options.

Please see next page for double swivel options

Fluid applications:

Fuel, Oil, Water, Methanol & Pneumatics

Compatible hoses:

*G-Line XF 910 & 811
G-Flex 711*

Notes:

Collars must be purchased separately.

711 Double Swivel JIC fittings

The 711 series range is available with a double swivel; allowing fittings to be aligned upon installation - no need to align the fitting prior to crimping. Perfect for last minute hose orientation or when adjustments are needed at the track.

7746



Double swivel tale - 45°swept tube female concave seat

Part No.	To suit hose	JIC/UNF	Mat
7746-06	-06	9/16 x 18	D
7746-08	-08	3/4 x 16	D
7746-10	-10	7/8 x 14	D
7746-12	-12	1 1/16 x 12	D
7746-16	-16	1 5/16 x 12	D

7791



Double swivel tale - 90°swept tube female concave seat

Part No.	To suit hose	JIC/UNF	Mat
7791-06	-06	9/16 x 18	D
7791-08	-08	3/4 x 16	D
7791-10	-10	7/8 x 14	D
7791-12	-12	1 1/16 x 12	D
7791-16	-16	1 5/16 x 12	D

77120



Double swivel tale - 120°swept tube female concave seat

Part No.	To suit hose	JIC/UNF	Mat
77120-06	-06	9/16 x 18	D
77120-08	-08	3/4 x 16	D
77120-10	-10	7/8 x 14	D
77120-12	-12	1 1/16 x 12	D
77120-16	-16	1 5/16 x 12	D

77150



150° double swivel

Part No.	To suit hose	JIC/UNF	Mat
77150-06	-06	9/16 x 18	D
77150-08	-08	3/4 x 16	D
77150-10	-10	7/8 x 14	D
77150-12	-12	1 1/16 x 12	D
77150-16	-16	1 5/16 x 12	D

77180



180° double swivel

Part No.	To suit hose	JIC/UNF	Mat
77180-06	-06	9/16 x 18	D
77180-08	-08	3/4 x 16	D
77180-10	-10	7/8 x 14	D
77180-12	-12	1 1/16 x 12	D
77180-16	-16	1 5/16 x 12	D

Fluid applications:

Fuel, Oil, Water, Methanol & Pneumatics

Compatible hoses:

G-Line XF 910 & 811
G-Flex 711


Notes:

Collars must be purchased separately.

Material Key:

B: Brass, C: Stainless Steel, CH: Chrome Plated, D: Aluminium, P: Zinc Plated Carbon Steel, Z1: Silver Plated Carbon Steel

711



Part No.	Mat	Fitting Angle	Tail size	JIC/UNF	
711001	D	Straight	-06	-06	9/16 x 18
711031	D	30°	-08	-08	3/4 x 16
711046	D	45°	-10	-10	7/8 x 14
711061	D	60°	-12	-12	1 1/16 x 12
711091	D	90°	-16	-16	1 5/16 x 12
711120	D	120°			
711150	D	150°			
711180	D	180°			

EXAMPLE:

Part No.	Tail size	JIC/UNF
711001	-06	-08

PART NO: 711001-06-08

711 Male Swivel
(Made to order only)

Fluid applications:

Fuel, Oil, Water, Methanol and Pneumatics

Compatible hose:

*G-Line XF910 & 811
G-Flex 711*

Notes:

Collars must be purchased separately

711-01DFL



Straight to DFL Wiggins/Hydraflow cup

Part No.	Cup size	Hose/tail size	Mat
711-0108DFL	-08	-08	D
711-0110DFL	-10	-10	D
711-0112DFL	-12	-12	D
711-0116DFL	-16	-16	D

711-30DFL



30° to DFL Wiggins/Hydraflow cup

Part No.	Cup size	Hose/tail size	Mat
711-3008DFL	-08	-08	D
711-3010DFL	-10	-10	D
711-3012DFL	-12	-12	D
711-3016DFL	-16	-16	D

711-45DFL



45° to DFL Wiggins/Hydraflow cup

Part No.	Cup size	Hose/tail size	Mat
711-4508DFL	-08	-08	D
711-4510DFL	-10	-10	D
711-4512DFL	-12	-12	D
711-4516DFL	-16	-16	D

711 Wiggins/ Hydraflow cup fittings
(Made to order only)

Ideal for rapid connect/disconnect of flexible hose to a rigid tube, utilising Wiggins/Hydraflow fasteners. Wiggins/Hydraflow cup fittings are available on a 'made to order' basis. **Please contact Goodridge or your nearest G-Tech centre for further information.**

Fluid applications:

Fuel, Oil, Water, Methanol & Pneumatics

Compatible hoses:

*G-Line XF 910 & 811
G-Flex 711*

Notes:

Collars must be purchased separately.

711 Wiggins/ Hydraflow cup fittings *(Made to order only)*

Ideal for rapid connect/disconnect of flexible hose to a rigid tube, utilising Wiggins/Hydraflow fasteners. Wiggins/Hydraflow cup fittings are available on a 'made to order' basis. **Please contact Goodridge or your nearest G-Tech centre for further information.**

711-60DFL



60° to DFL Wiggins/Hydraflow cup

Part No.	Cup size	Hose/tail size	Mat
711-6008DFL	-08	-08	D
711-6010DFL	-10	-10	D
711-6012DFL	-12	-12	D
711-6016DFL	-16	-16	D

711-90DFL



90° to DFL Wiggins/Hydraflow cup

Part No.	Cup size	Hose/tail size	Mat
711-9008DFL	-08	-08	D
711-9010DFL	-10	-10	D
711-9012DFL	-12	-12	D
711-9016DFL	-16	-16	D

711-120DFL



120° to DFL Wiggins/Hydraflow cup

Part No.	Cup size	Hose/tail size	Mat
711-12008DFL	-08	-08	D
711-12010DFL	-10	-10	D
711-12012DFL	-12	-12	D
711-12016DFL	-16	-16	D

For variations in tail/cup size please contact the Goodridge sales team

711-150DFL



150° to DFL Wiggins/Hydraflow cup

Part No.	Cup size	Hose/tail size	Mat
711-15008DFL	-08	-08	D
711-15010DFL	-10	-10	D
711-15012DFL	-12	-12	D
711-15016DFL	-16	-16	D

For variations in tail/cup size please contact the Goodridge sales team

711-180DFL



180° to DFL Wiggins/Hydraflow cup

Part No.	Cup size	Hose/tail size	Mat
711-18008DFL	-08	-08	D
711-18010DFL	-10	-10	D
711-18012DFL	-12	-12	D
711-18016DFL	-16	-16	D

For variations in tail/cup size please contact the Goodridge sales team

Fluid applications:

Fuel, Oil, Water, Methanol & Pneumatics

Compatible hoses:

G-Line XF 910 & 811
G-Flex 711


Notes:

Collars must be purchased separately.

Material Key:

B: Brass, C: Stainless Steel, CH: Chrome Plated, D: Aluminium, P: Zinc Plated Carbon Steel, Z1: Silver Plated Carbon Steel

77



Part No.	Mat	Fitting Angle	Tail size	Cup size	
7731	D	30°	-06	-06	DFL
7746	D	45°	-08	-08	DFL
7761	D	60°	-10	-10	DFL
7791	D	90°	-12	-12	DFL
77120	D	120°	-16	-16	DFL
77150	D	150°			
77180	D	180°			

EXAMPLE:

Part No.	Tail size	Cup size
7731	-06	-08

PART NO: 7731-06-08DFL

711Wiggins / Hydraflow Double swivel tail
(Made to order only)

Fluid applications:

Fuel, Oil, Water, Methanol & Pneumatics

Compatible hoses:

G-Line XF 910 & 811
G-Flex 711

Notes:

Collars must be purchased separately.

731001



Part No.	Mat	Fitting Angle	Tail size	Plug OD (mm)	
731001	D	Straight	-06	-06	14.38
731046	D	45°	-08	-08	15.88
731091	D	90°	-10	-10	22.23
			-12	-12	23.81
			-16	-16	31.75

731046



731091



EXAMPLE:

Part No.	Tail size	Plug OD (mm)
731001	-06	-08

PART NO: 731001-06-08

711 Plug-In fittings
(Made to order only)

Fluid applications:

Fuel, Oil, Water, Methanol & Pneumatics


Compatible hoses:

G-Line XF 910 & 811
G-Flex 711

Notes:

Collars must be purchased separately.

RCC711



Crimp collar for 711 fittings

Part No.	To suit hose	Mat
RCC711-06D	-06	D
RCC711-08D	-08	D
RCC711-10D	-10	D
RCC711-12D	-12	D
RCC711-16D	-16	D

Crimp collar to suit 711 fittings

Aluminium crimp collar to suit 711 series fittings.

Compatible fittings:

G-Line Ultra 960

Material:

D = Aluminium (Silver)

Notes:

Only to be used with 960 series fittings



G. Tarquini YOKOHAMA

HYUNDAI MOTORSPORT
LUKOIL

BRC GAS EQUIPMENT

KW
kwsuspensions.de

N

Sabelt

YOKOHAMA

OSCAR

BRC
GAS EQUIPMENT

HYUNDAI

G. Tarquini

Material Key:

B: Brass, C: Stainless Steel, CH: Chrome Plated, D: Aluminium, P: Zinc Plated Carbon Steel, Z1: Silver Plated Carbon Steel

4001


Straight female concave seat

Part No.	To suit hose	JIC/UNF	Mat
4001-04D	-04	7/16 x 20	D
4001-04DBK	-04	7/16 x 20	D
4001-06D	-06	9/16 x 18	D
4001-08D	-08	3/4 x 16	D
4001-10D	-10	7/8 x 14	D
4001-12D	-12	1 1/16 x 12	D
4001-16D	-16	1 5/16 x 12	D
4001-20D	-20	1 5/8 x 12	D

4045

45° forged female concave seat

Part No.	To suit hose	JIC/UNF	Mat
4045-04D	-04	7/16 x 20	D
4045-04DBK	-04	7/16 x 20	D
4045-06D	-06	9/16 x 18	D
4045-08D	-08	3/4 x 16	D
4045-10D	-10	7/8 x 14	D
4045-12D	-12	1 1/16 x 12	D

4046

45° swept tube female concave seat

Part No.	To suit hose	JIC/UNF	Mat
4046-04D	-04	7/16 x 20	D
4046-04DBK	-04	7/16 x 20	D
4046-06D	-06	9/16 x 18	D
4046-08D	-08	3/4 x 16	D
4046-10D	-10	7/8 x 14	D
4046-12D	-12	1 1/16 x 12	D
4046-16D	-16	1 5/16 x 12	D

4090

90° forged female concave seat

Part No.	To suit hose	JIC/UNF	Mat
4090-04D	-04	7/16 x 20	D
4090-04DBK	-04	7/16 x 20	D
4090-06D	-06	9/16 x 18	D
4090-08D	-08	3/4 x 16	D
4090-10D	-10	7/8 x 14	D
4090-12D	-12	1 1/16 x 12	D

4091

90° swept tube female concave seat

Part No.	To suit hose	JIC/UNF	Mat
4091-04D	-04	7/16 x 20	D
4091-04DBK	-04	7/16 x 20	D
4091-06D	-06	9/16 x 18	D
4091-08D	-08	3/4 x 16	D
4091-10D	-10	7/8 x 14	D
4091-12D	-12	1 1/16 x 12	D
4091-16D	-16	1 5/16 x 12	D

**4000 series
JIC fittings**

Goodridge 4000 series crimp/swage fittings are fully machined from single piece billet aluminium, combining reliability with light weight; available in both forged and swept body, from straight to 180 degrees bend angle options.

Can be draw swaged or crimped.

Fluid applications:

Fuel, Oil, Water, Methanol & Pneumatics

Compatible hoses:

*G-Line XF 910 & 811 (Crimp)
G-Line 710 (Draw swage)*

Material:

*D = Aluminium (Blue)
DBK = Aluminium (Black)*

Notes:

Collars must be purchased separately.

4000 series JIC fittings

Goodridge 4000 series crimp/swage fittings are fully machined from single piece billet aluminium, combining reliability with light weight; available in both forged and swept body, from straight to 180 degrees bend angle options.

Can be draw swaged or crimped.

Fluid applications:

Fuel, Oil, Water, Methanol
& Pneumatics

Compatible hoses:

G-Line XF 910 & 811 (Crimp)
G-Line 710 (Draw swage)

Material:

D = Aluminium (Blue)
DBK = Aluminium (Black)

Notes:

Collars must be purchased separately.

4120



120° swept tube female concave seat

Part No.	To suit hose	JIC/UNF	Mat
4120-04D	-04	7/16 x 20	D
4120-04DBK	-04	7/16 x 20	D
4120-06D	-06	9/16 x 18	D
4120-08D	-08	3/4 x 16	D
4120-10D	-10	7/8 x 14	D
4120-12D	-12	1 1/16 x 12	D
4120-16D	-16	1 5/16 x 12	D


4150



150° swept tube female concave seat

Part No.	To suit hose	JIC/UNF	Mat
4150-04D	-04	7/16 x 20	D
4150-06D	-06	9/16 x 18	D
4150-08D	-08	3/4 x 16	D
4150-10D	-10	7/8 x 14	D
4150-12D	-12	1 1/16 x 12	D
4150-16D	-16	1 5/16 x 12	D


4180



180° swept tube female concave seat

Part No.	To suit hose	JIC/UNF	Mat
4180-04D	-04	7/16 x 20	D
4180-06D	-06	9/16 x 18	D
4180-08D	-08	3/4 x 16	D
4180-10D	-10	7/8 x 14	D
4180-12D	-12	1 1/16 x 12	D
4180-16D	-16	1 5/16 x 12	D


4441



Straight male convex seat

Part No.	To suit hose	JIC/UNF	Mat
4441-04D	-04	7/16 x 20	D
4441-06D	-06	9/16 x 18	D
4441-08D	-08	3/4 x 16	D
4441-10D	-10	7/8 x 14	D

40776




Banjo straight

Part No.	To suit hose	Hole size	Mat
40776-04-M10D	-04	M10 x 1,5	D
40776-06-M12D	-06	M12 x 1,5	D
40776-06-M14D	-06	M14 x 1,5	D
40776-06-M16D	-06	M16 x 1,5	D


Material Key:

B: Brass, C: Stainless Steel, CH: Chrome Plated, D: Aluminium, P: Zinc Plated Carbon Steel, Z1: Silver Plated Carbon Steel

4445

45° swivel forged female concave seat

Part No.	To suit hose	JIC/UNF	Mat
4445-04D	-04	7/16 x 20	D
4445-06D	-06	9/16 x 18	D
4445-08D	-08	3/4 x 16	D
4445-10D	-10	7/8 x 14	D
4445-12D	-12	1 1/16 x 12	D

4446


45° swivel swept tube female concave seat

Part No.	To suit hose	JIC/UNF	Mat
4446-04D	-04	7/16 x 20	D
4446-06D	-06	9/16 x 18	D
4446-08D	-08	3/4 x 16	D
4446-10D	-10	7/8 x 14	D
4446-12D	-12	1 1/16 x 12	D
4446-16D	-16	1 5/16 x 12	D

4490


90° swivel forged female concave seat

Part No.	To suit hose	JIC/UNF	Mat
4490-04D	-04	7/16 x 20	D
4490-06D	-06	9/16 x 18	D
4490-08D	-08	3/4 x 16	D
4490-10D	-10	7/8 x 14	D
4490-12D	-12	1 1/16 x 12	D

4491

90° swivel swept tube female concave seat

Part No.	To suit hose	JIC/UNF	Mat
4491-04D	-04	7/16 x 20	D
4491-06D	-06	9/16 x 18	D
4491-08D	-08	3/4 x 16	D
4491-10D	-10	7/8 x 14	D
4491-12D	-12	1 1/16 x 12	D
4491-16D	-16	1 5/16 x 12	D

44120

120° swivel swept tube female concave seat

Part No.	To suit hose	JIC/UNF	Mat
44120-04D	-04	7/16 x 20	D
44120-06D	-06	9/16 x 18	D
44120-08D	-08	3/4 x 16	D
44120-10D	-10	7/8 x 14	D
44120-12D	-12	1 1/16 x 12	D
44120-16D	-16	1 5/16 x 12	D

4400 series Double Swivel JIC fittings

The 4400 series range features a double swivel, allowing fittings to be aligned upon installation - no need to align the fitting prior to crimping or draw swaging. Perfect for last minute hose orientation or when adjustments are needed at the track.

Can be draw swaged or crimped.

Fluid applications:

Fuel, Oil, Water, Methanol & Pneumatics

Compatible hoses:

*G-Line XF 910 & 811 (Crimp)
G-Line 710 (Draw swage)*

Material:

*D = Aluminium (Blue)
DBK = Aluminium (Black)*

Notes:

Collars must be purchased separately.

4400 series Double Swivel JIC fittings

The 4400 series range features a double swivel, allowing fittings to be aligned upon installation - no need to align the fitting prior to crimping or draw swaging. Perfect for last minute hose orientation or when adjustments are needed at the track.

Fluid applications:

Fuel, Oil, Water, Methanol & Pneumatics

Compatible hoses:

G-Line XF 910 & 811 (Crimp)
G-Line 710 (Draw swage)

Notes:

Collars must be purchased separately.

4000 series Wiggins/Hydraflow cup fittings (Made to order only)

Ideal for rapid connect/disconnect of flexible hose to a rigid tube, utilising Adel Wiggins/Hydraflow fasteners. Wiggins cup fittings are available on a 'made to order' basis. **Can be draw swaged or crimped.**

Please contact Goodridge or your nearest G-Tech centre for further information.

Fluid applications:

Fuel, Oil, Water, Methanol & Pneumatics


Compatible hoses:

G-Line XF 910 & 811 (Crimp)
G-Line 710 (Draw swage)

Notes:

Collars must be purchased separately.


44150



150° swivel swept tube female concave seat

Part No.	To suit hose	JIC/UNF	Mat
44150-04D	-04	7/16 x 20	D
44150-06D	-06	9/16 x 18	D
44150-08D	-08	3/4 x 16	D
44150-10D	-10	7/8 x 14	D
44150-12D	-12	1 1/16 x 12	D

44180



180° swivel swept tube female concave seat

Part No.	To suit hose	JIC/UNF	Mat
44180-04D	-04	7/16 x 20	D
44180-06D	-06	9/16 x 18	D
44180-08D	-08	3/4 x 16	D
44180-10D	-10	7/8 x 14	D
44180-12D	-12	1 1/16 x 12	D

4001DFL



Straight to DFL Wiggins/Hydraflow cup

Part No.	Cup size	Hose/tale size	Mat
4001-08-08DFL	-08	-08	D
4001-10-10DFL	-10	-10	D
4001-12-12DFL	-12	-12	D
4001-16-16DFL	-16	-16	D

4046DFL



45° to DFL Wiggins/Hydraflow cup

Part No.	Cup size	Hose/tale size	Mat
4046-08-08DFL	-08	-08	D
4046-10-10DFL	-10	-10	D
4046-12-12DFL	-12	-12	D
4046-16-16DFL	-16	-16	D

4091DFL



90° to DFL Wiggins/Hydraflow cup

Part No.	Cup size	Hose/tale size	Mat
4091-08-08DFL	-08	-08	D
4091-10-10DFL	-10	-10	D
4091-12-12DFL	-12	-12	D
4091-16-16DFL	-16	-16	D


Material Key:

B: Brass, C: Stainless Steel, CH: Chrome Plated, D: Aluminium, P: Zinc Plated Carbon Steel, Z1: Silver Plated Carbon Steel

4120DFL


120° to DFL Wiggins/Hydraflow cup

Part No.	Cup size	Hose/tale size	Mat
4120-08-08DFL	-08	-08	D
4120-10-10DFL	-10	-10	D
4120-12-12DFL	-12	-12	D
4120-16-16DFL	-16	-16	D

4150DFL

150° to DFL Wiggins/Hydraflow cup

Part No.	Cup size	Hose/tale size	Mat
4150-08-08DFL	-08	-08	D
4150-10-10DFL	-10	-10	D
4150-12-12DFL	-12	-12	D
4150-16-16DFL	-16	-16	D


4180DFL

180° to DFL Wiggins/Hydraflow cup

PART NO.	Cup size	Hose/tale size	Mat
4180-08-08DFL	-08	-08	D
4180-10-10DFL	-10	-10	D
4180-12-12DFL	-12	-12	D
4180-16-16DFL	-16	-16	D

RC110Draw swage collar to suit 4000 series fittings
(For use with 710 hose)

PART NO.	Dash	Mat
RC110-04D	-04	D
RC110-06D	-06	D
RC110-08D	-08	D
RC110-10D	-10	D
RC110-12D	-12	D
RC110-16D	-16	D
RC110-20D	-20	D

RCC910Crimp collar to suit 4000 series fittings
(For use with 910/811 hose)

PART NO.	Dash	Mat
RCC910-04D	-04	D
RCC910-06D	-06	D
RCC910-08D	-08	D
RCC910-10D	-10	D
RCC910-12D	-12	D
RCC910-16D	-16	D
RCC910-20D	-20	D

**4000 series Wiggins/
Hydraflow cup fittings**
(Made to order only)

Ideal for rapid connect/disconnect of flexible hose to a rigid tube, utilising Adel Wiggins/Hydraflow fasteners. Wiggins cup fittings are available on a 'made to order' basis. **Can be draw swaged or crimped.** Please contact Goodridge or your nearest G-Tech centre for further information.

Fluid applications:

Fuel, Oil, Water, Methanol & Pneumatics

Compatible hoses:

*G-Line XF 910 & 811 (Crimp)
G-Line 710 (Draw swage)*

Notes:

Collars must be purchased separately

Crimp/Swage collars**RC110 – Draw swage collar:**

Compatible with 4000 series fittings and 710 hose.

RCC910 – Crimp collar:

Compatible with 4000 series fittings and G-Line XF-910 and XF-811 hose.

Please see hose guide on page 37

Material:

*RCC110 D = Aluminium (Gold)
RCC910 D = Aluminium (Silver)*

Notes:


Collars must be purchased separately.

811 JIC fittings

Goodridge 811 series patented reusable fittings are designed for the G-Line XF-910 and XF-811 hoses. The 811 reusable fittings range can be assembled using basic hand tools.

Available in both forged and swept body, from straight to 180 degrees bend angle options.

811-01



Straight female

Part No.	To suit hose	JIC/UNF	Mat
811-0104	-04	7/16 x 20	D
811-0106	-06	9/16 x 18	D
811-0108	-08	3/4 x 16	D
811-0110	-10	7/8 x 14	D
811-0112	-12	1 1/16 x 12	D
811-0116	-16	1 5/16 x 12	D


812-45



45° forged female

Part No.	To suit hose	JIC/UNF	Mat
812-4506	-06	9/16 x 18	D
812-4508	-08	3/4 x 16	D
812-4510	-10	7/8 x 14	D

811-45



45° swept tube female

Part No.	To suit hose	JIC/UNF	Mat
811-4504	-04	7/16 x 20	D
811-4506	-06	9/16 x 18	D
811-4508	-08	3/4 x 16	D
811-4510	-10	7/8 x 14	D
811-4512	-12	1 1/16 x 12	D
811-4516	-16	1 5/16 x 12	D

812-90



90° forged female

Part No.	To suit hose	JIC/UNF	Mat
812-9006	-06	9/16 x 18	D
812-9008	-08	3/4 x 16	D
812-9010	-10	7/8 x 14	D
812-9012	-12	1 1/16 x 12	D

811-90



90° swept tube female

Part No.	To suit hose	JIC/UNF	Mat
811-9004	-04	7/16 x 20	D
811-9006	-06	9/16 x 18	D
811-9008	-08	3/4 x 16	D
811-9010	-10	7/8 x 14	D
811-9012	-12	1 1/16 x 12	D
811-9016	-16	1 5/16 x 12	D

Fluid applications:

Fuel, Oil, Water, Methanol & Pneumatics

Compatible hoses:

G-Line XF 910 & 811

Notes:

Reusable

Material Key:

B: Brass, C: Stainless Steel, CH: Chrome Plated, D: Aluminium, P: Zinc Plated Carbon Steel, Z1: Silver Plated Carbon Steel

811-120



120° swept tube female

Part No.	To suit hose	JIC/UNF	Mat
811-12004	-04	7/16 x 20	D
811-12006	-06	9/16 x 18	D
811-12008	-08	3/4 x 16	D
811-12010	-10	7/8 x 14	D
811-12012	-12	1 1/16 x 12	D
811-12016	-16	1 5/16 x 12	D

811-150



150° swept tube female

Part No.	To suit hose	JIC/UNF	Mat
811-15004	-04	7/16 x 20	D
811-15006	-06	9/16 x 18	D
811-15008	-08	3/4 x 16	D
811-15010	-10	7/8 x 14	D
811-15012	-12	1 1/16 x 12	D
811-15016	-16	1 5/16 x 12	D

811-180



180° swept tube female

Part No.	To suit hose	JIC/UNF	Mat
811-18004	-04	7/16 x 20	D
811-18006	-06	9/16 x 18	D
811-18008	-08	3/4 x 16	D
811-18010	-10	7/8 x 14	D
811-18012	-12	1 1/16 x 12	D
811-18016	-16	1 5/16 x 12	D

811 JIC fittings

Goodridge 811 series patented reusable fittings are designed for the G-Line XF-910 and XF-811 hoses. The 811 reusable fittings range can be assembled using basic hand tools.

Available in both forged and swept body, from straight to 180 degrees bend angle options.

Fluid applications:

Fuel, Oil, Water, Methanol & Pneumatics

Compatible hoses:

G-Line XF 910 & 811

Notes:

Reusable

G-Line hose and fitting compatibility chart

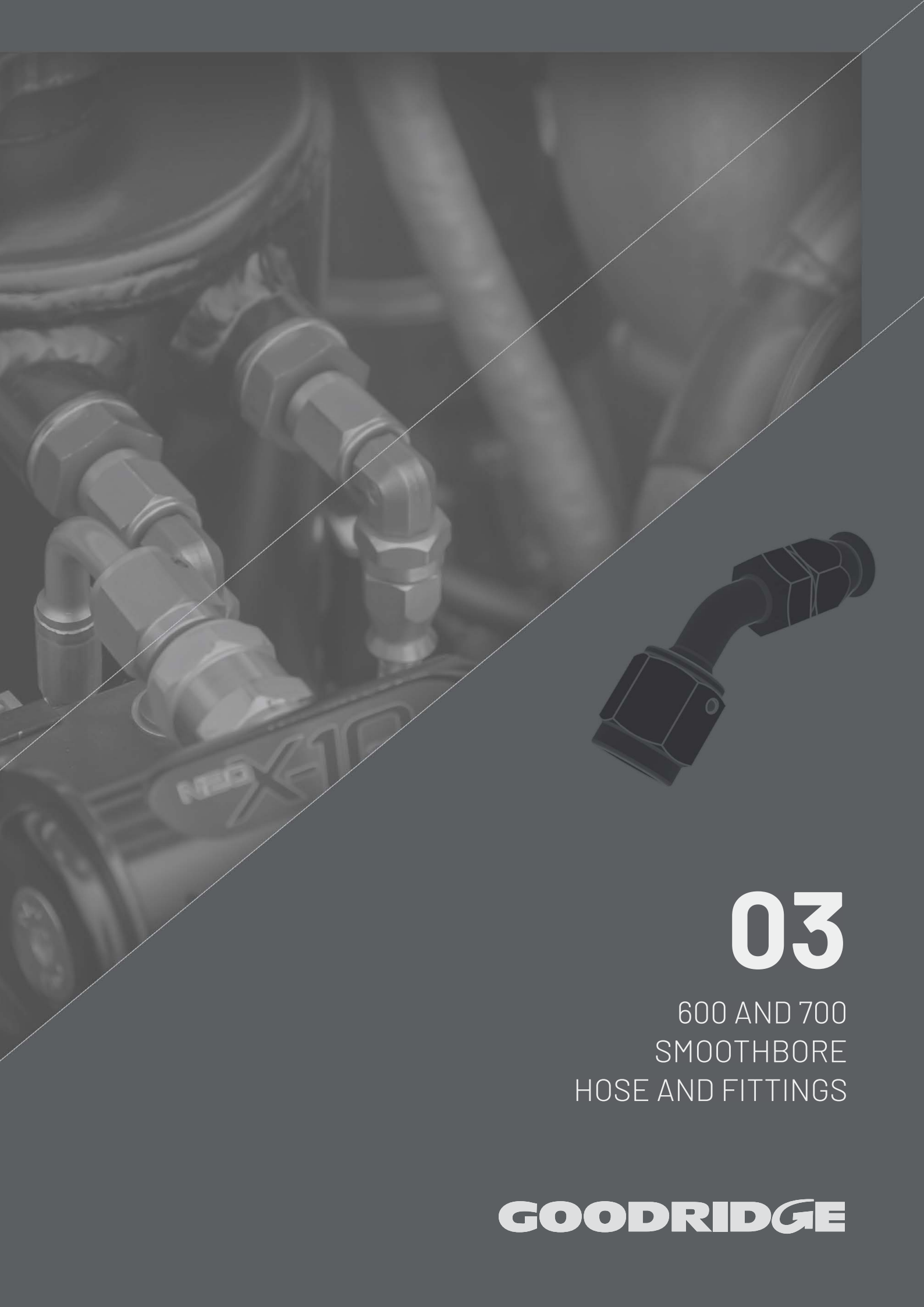
FITTING TYPE	HOSE TYPE			
	910	811	710	711
711 Machined Crimp Fittings			N/A	
811 Reusable Fittings			N/A	N/A
4000 Swage/Crimp Fittings			*	N/A

*Collar RC110 required, draw swage only



GOODRIDGE

www.goodridge.com



03

600 AND 700
SMOOTHBORE
HOSE AND FITTINGS

GOODRIDGE

600 and 700K smoothbore series

The 600 series hose range is a PTFE lined hose, wrapped in a stainless steel braid; designed for brake, clutch, fuel, oil, water, dampers, power steering, gear shift and active differential applications. Available in AN-02 and AN-03.

AN-04, AN-06 & AN-08 bore sizes are available in medium pressure and high pressure variants.

The 700 series hose range is a motorsport use only PTFE lined light weight equivalent to the 600 series, wrapped in an Aramid fibre braid; designed for use with brake, clutch, pressure gauge, fuel injection, fire extinguisher, nitrous & hydraulics.

Available in AN-03 and AN-04.

Current 600/700 series customers include teams competing in F1, INDYCAR, WEC, NASCAR, WRC, GT, BTCC, WTCR and club level motorsports.

Benefits:

- Light weight (700 series)
- Uninterrupted flow
- Burst pressure up to 19580 PSI / 1350 BAR (600-02)
- Temperature resistance from -70°C / -94°F to 260°C / 500°F (600 series)
- Bend radius to 13mm (600-02)

Features:

- Smooth bore
- PTFE lined
- Stainless steel braided (600 series) /Aramid fibre braided (700 series)
- Compatible with crimp and reusable fittings (700K series and 600HP are crimp only)

Which hose do I need?

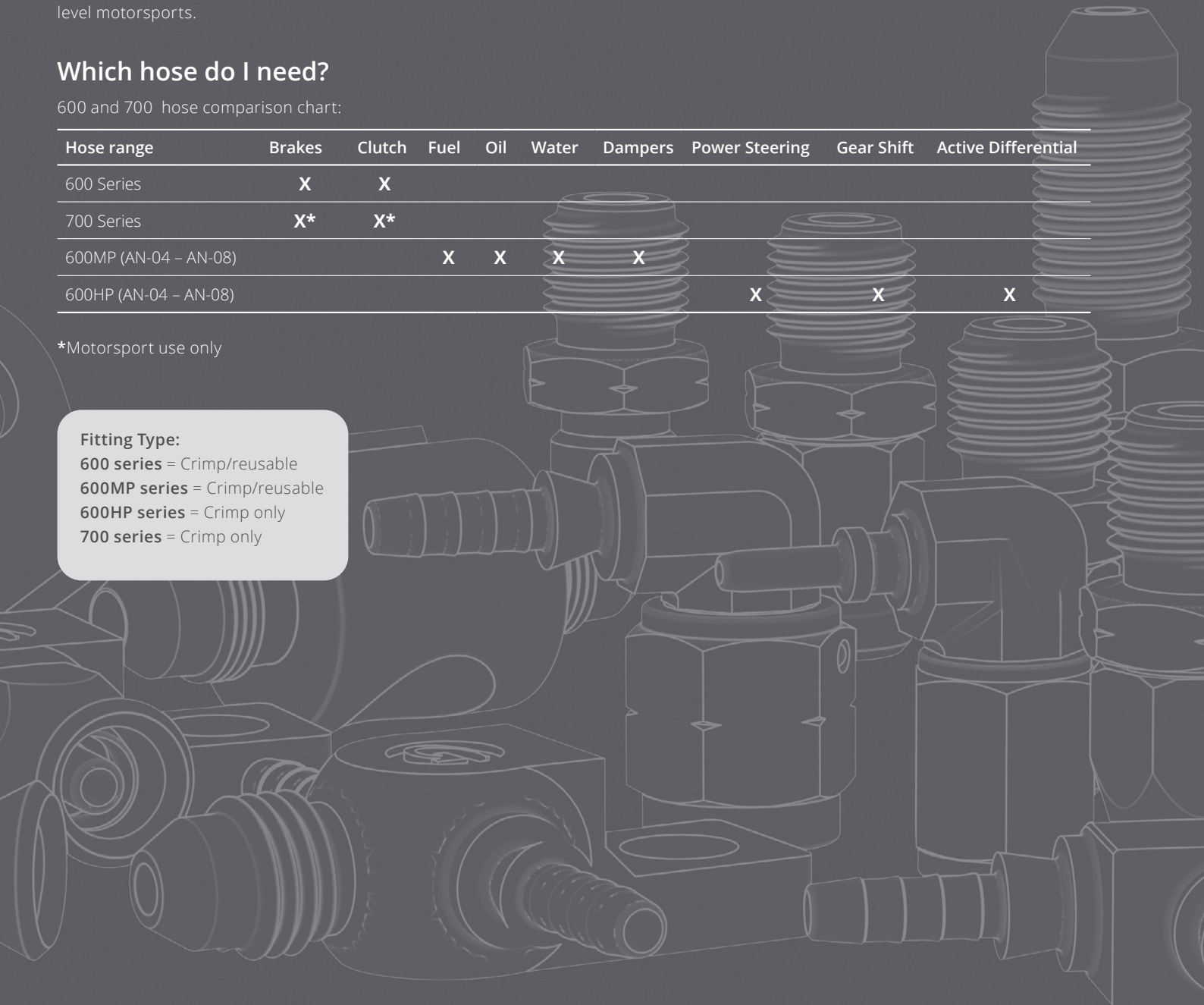
600 and 700 hose comparison chart:

Hose range	Brakes	Clutch	Fuel	Oil	Water	Dampers	Power Steering	Gear Shift	Active Differential
600 Series	X	X							
700 Series	X*	X*							
600MP (AN-04 – AN-08)			X	X	X	X			
600HP (AN-04 – AN-08)							X	X	X

*Motorsport use only

Fitting Type:

- 600 series** = Crimp/reusable
- 600MP series** = Crimp/reusable
- 600HP series** = Crimp only
- 700 series** = Crimp only



Material Key:

B: Brass, C: Stainless Steel, CH: Chrome Plated, D: Aluminium, P: Zinc Plated Carbon Steel, Z1: Silver Plated Carbon Steel

Fluid applications:

Brake, Clutch & Hydraulics

Fitting Type:

Crimp / Reusable

Compatible fittings:

600 series

600 HOSE SERIES (AN02 & AN03)

The 600 series hose range is a PTFE lined hose, wrapped in a Stainless-Steel braid; designed for brake and clutch applications.

(AN-04, AN-06 & AN-08 600 series hoses and fittings are available in Medium Pressure and High Pressure variants.)

The PTFE liner is braided with Stainless Steel, to provide consistent brake and clutch pedal/lever feel, eliminating any sponginess that may be found with the equivalent rubber hose. There is an option for the Stainless-Steel braid to be wrapped in an abrasive resistant covering that can be wiped clean.

Compatible with reusable and crimp fittings. (Specialist equipment required).



Data in this table is for the hose only

Part No.	Dash  Size	Max Bore Size  mm / inches	Cover  Material	Braid OD  mm / inches	Cover OD  mm / inches	PTFE Wall  mm / inches	Cover Wall  mm / inches	Working Press  Bar / Psi	Burst Pres  Bar / Psi	Weight  Kg/M / Lb/Ft	Min Bend Rad  mm / inches	Temp Range  °C / °F
*600-02	-02	2,03 (0,080)	Steel (bare)	5,08 (0,200)	-	1 (0,039)	-	450 (6525)	1350 (19580)	0,045 (0,03)	13 (0,51)	-70/+260 (-94/+500)
*600-03	-03	3,5 (0,138)	Steel (bare)	6,40 (0,252)	-	1 (0,039)	-	290 (4205)	870 (12618)	0,06 (0,04)	38 (1,50)	-70/+260 (+94/+500)
600-03BK	-03	3,5 (0,138)	Black	6,40 (0,252)	7,3 (0,287)	1 (0,039)	0,5 (0,019)	290 (4205)	870 (12618)	0,088 (0,0592)	38 (1,50)	-10/+60 (+14/+140)
600-03CB	-03	3,5 (0,138)	Carbon	6,40 (0,252)	7,3 (0,287)	1 (0,039)	0,5 (0,019)	290 (4205)	870 (12618)	0,088 (0,0592)	38 (1,50)	-10/+60 (+14/+140)
600-03CL	-03	3,5 (0,138)	Clear	6,40 (0,252)	7,3 (0,287)	1 (0,039)	0,5 (0,019)	290 (4205)	870 (12618)	0,088 (0,0592)	38 (1,50)	-10/+60 (+14/+140)
600-03EB	-03	3,5 (0,138)	Electric blue	6,40 (0,252)	7,3 (0,287)	1 (0,039)	0,5 (0,019)	290 (4205)	870 (12618)	0,088 (0,0592)	38 (1,50)	-10/+60 (+14/+140)
600-03GD	-03	3,5 (0,138)	Gold	6,40 (0,252)	7,3 (0,287)	1 (0,039)	0,5 (0,019)	290 (4205)	870 (12618)	0,088 (0,0592)	38 (1,50)	-10/+60 (+14/+140)
600-03LG	-03	3,5 (0,138)	Light green	6,40 (0,252)	7,3 (0,287)	1 (0,039)	0,5 (0,019)	290 (4205)	870 (12618)	0,088 (0,0592)	38 (1,50)	-10/+60 (+14/+140)
600-03OR	-03	3,5 (0,138)	Orange	6,40 (0,252)	7,3 (0,287)	1 (0,039)	0,5 (0,019)	290 (4205)	870 (12618)	0,088 (0,0592)	38 (1,50)	-10/+60 (+14/+140)
600-03PK	-03	3,5 (0,138)	Pink	6,40 (0,252)	7,3 (0,287)	1 (0,039)	0,5 (0,019)	290 (4205)	870 (12618)	0,088 (0,0592)	38 (1,50)	-10/+60 (+14/+140)
600-03RD	-03	3,5 (0,138)	Red	6,40 (0,252)	7,3 (0,287)	1 (0,039)	0,5 (0,019)	290 (4205)	870 (12618)	0,088 (0,0592)	38 (1,50)	-10/+60 (+14/+140)
600-03VB	-03	3,5 (0,138)	Vintage black	6,40 (0,252)	7,3 (0,287)	1 (0,039)	0,5 (0,019)	290 (4205)	870 (12618)	0,088 (0,0592)	38 (1,50)	-40/+125 (-40/+257)
600-03WT	-03	3,5 (0,138)	White	6,40 (0,252)	7,3 (0,287)	1 (0,039)	0,5 (0,019)	290 (4205)	870 (12618)	0,088 (0,0592)	38 (1,50)	-10/+60 (+14/+140)
600-03YE	-03	3,5 (0,138)	Yellow	6,40 (0,252)	7,3 (0,287)	1 (0,039)	0,5 (0,019)	290 (4205)	870 (12618)	0,088 (0,0592)	38 (1,50)	-10/+60 (+14/+140)

*Note: Temperature affects maximum working pressure as listed; for temps above 130°C reduce the working pressure by 0.75% for each degree above 130°C. Max 260°C.



Fluid applications:

Brake, Clutch, Pressure Gauge, Fuel Injection, Fire extinguisher, Nitrous, Pneumatics & Hydraulics.

Fitting Type:

Crimp

Compatible fittings:

600 series

700K HOSE SERIES (AN03)

The 700 series hose range is a PTFE lined light weight equivalent to the 600 series, wrapped in an Aramid fibre braid. Motorsport use only.

Applications include brake, clutch, fuel injection, fire extinguisher, nitrous, pressure gauge and hydraulics.

The PTFE liner is braided in light weight Aramid fibre, providing consistent brake and clutch pedal/lever feel (When used for brake/clutch applications), whilst eliminating any sponginess that may be found with the equivalent rubber hose.

Compatible with crimp fittings. (Specialist equipment required).



Data in this table is for the hose only

Part No.	Dash Size	Max Bore Size mm / inches	Cover Material	Braid OD mm / inches	Cover OD mm / inches	PTFE Wall mm / inches	Cover Wall mm / inches	Working Press Bar / Psi	Burst Pres Bar / Psi	Weight Kg/M / Lb/Ft	Min Bend Rad mm / inches	Temp Range °C / °F
700K-03	-03	3,5 (0,138)	-	6,7 (0,264)	-	0,95 (0,037)	-	200 (2900)	600 (8702)	0,059 (0,04)	38 (1,50)	-40/+180 (-40/+356)
700K-03BK	-03	3,5 (0,138)	Black PVC	6,7 (0,264)	7,9 (0,311)	0,95 (0,037)	0,5 (0,019)	200 (2900)	600 (8702)	0,059 (0,04)	38 (1,50)	-20/+85 (-4/+185)

Note: Temperature affects maximum working pressure as listed; for temps above 130°C reduce the working pressure by 0.75% for each degree above 130°C. Max 185°C.



All crimped hose assemblies must be assembled by trained Goodridge personnel. Please contact Goodridge directly or find an approved Goodridge G-Tech centre at www.goodridge.com/distributors

Material Key:

B: Brass, C: Stainless Steel, CH: Chrome Plated, D: Aluminium, P: Zinc Plated Carbon Steel, Z1: Silver Plated Carbon Steel

440


Straight male concave seat

Part No.	To suit hose	JIC/UNF	Mat	Note
440-03C	-03	3/8 x 24	C	-
440-03CH	-03	3/8 x 24	CH	-
440-03P	-03	3/8 x 24	P	-

441


Straight male convex seat

Part No.	To suit hose	JIC/UNF	Mat	Note
441-03C	-03	3/8 x 24	C	-
441-03CH	-03	3/8 x 24	CH	-
441-03P	-03	3/8 x 24	P	-

443

Straight male bulkhead

Part No.	To suit hose	JIC/UNF	Mat	Note
443-03C	-03	3/8 x 24	C	-
443-03CH	-03	3/8 x 24	CH	-
443-03P	-03	3/8 x 24	P	-

443BNP

Straight male bulkhead bleed nipple

Part No.	To suit hose	JIC/UNF	Mat	Note
443-03BNP	-03	3/8 x 24	P	Use locknut part no .924

6001

Straight female concave seat

Part No.	To suit hose	JIC/UNF	Mat	Note
6001-02-03C	-02	3/8 x 24	C	for -02 hose
6001-02C	-02	5/16 x 24	C	-
6001-03-04C	-03	7/16 x 20	C	for -03 hose
6001-03C	-03	3/8 x 24	C	-
6001-03CH	-03	3/8 x 24	CH	-
6001-03D	-03	3/8 x 24	D	-
6001-03P	-03	3/8 x 24	P	-

600 series JIC/UNF reusable fittings (AN-02, AN-03)

The following 600 series reusable fittings are compatible with 600 series AN-02 & AN-03 bore size hoses.

The body seals to the hose using an olive and socket, as per diagram below.

Olives and sockets are available to purchase separately.

**Fitting type:**

Reusable

Applications:

Brake & Clutch

Compatible hose:

600 series (AN-02, AN-03)

Material:

CH, C, D, P, Z1

Colours available:

D = Red & Blue anodised aluminium.

Example part no:

6001-03P = Zinc plated carbon steel



Please see assembly instructions in the 'Assembly instructions and Technical Information' section at the back of the catalogue.

600 series JIC/UNF reusable fittings (AN-02, AN-03)

The following 600 series reusable fittings are compatible with 600 series AN-02 & AN-03 bore size hoses.

The body seals to the hose using an olive and socket, as per diagram below.

Olives and sockets are available to purchase separately.



Fitting type:

Reusable

Applications:

Brake & Clutch

Compatible hose:

600 series (AN-02, AN-03)

Material:

CH, C, D, P, Z1

Colours available:

D = Red & Blue anodised aluminium.

Example part no:

6001-03P = Zinc plated carbon steel


6046



45° swept tube female concave seat

Part No.	To suit hose	JIC/UNF	Mat	Note
6046-03C	-03	3/8 x 24	C	-
6046-03CH	-03	3/8 x 24	CH	-
6046-03D	-03	3/8 x 24	D	-
6046-03P	-03	3/8 x 24	P	-


6045



45° forged female concave seat

Part No.	To suit hose	JIC/UNF	Mat	Note
6045-02-03C	-02	3/8 x 24	C	for -02 hose
6045-03C	-03	3/8 x 24	C	-
6045-03D	-03	3/8 x 24	D	-


6645



45° forged female double swivel concave seat

Part No.	To suit hose	JIC/UNF	Mat	Note
6645-03C	-03	3/8 x 24	C	-

6091



90° swept tube female concave seat

Part No.	To suit hose	JIC/UNF	Mat	Note
6091-03C	-03	3/8 x 24	C	-
6091-03CH	-03	3/8 x 24	CH	-
6091-03D	-03	3/8 x 24	D	-
6091-03P	-03	3/8 x 24	P	-


6090



90° forged female concave seat

Part No.	To suit hose	JIC/UNF	Mat	Note
6090-02-03C	-02	3/8 x 24	C	for -02 hose
6090-02C	-02	5/16 x 24	C	-
6090-03C	-03	3/8 x 24	C	-
6090-03D	-03	3/8 x 24	D	-
6090-03P	-03	3/8 x 24	P	-

6690




90° forged female double swivel concave seat

Part No.	To suit hose	JIC/UNF	Mat	Note
6690-03C	-03	3/8 x 24	C	-
6690-03P	-03	3/8 x 24	P	-


Material Key:

B: Brass, C: Stainless Steel, CH: Chrome Plated, D: Aluminium, P: Zinc Plated Carbon Steel, Z1: Silver Plated Carbon Steel

704


Fixed female bulkhead convex seat

Part No.	To suit hose	JIC/UNF	Mat	Note
704-03P	-03	7/16 x 20	P	Use locknut part no 2k8686

746


Fixed female bulkhead concave seat

Part No.	To suit hose	JIC/UNF	Mat	Note
746-03P	-03	3/8 x 20BSF (inner)	P	Use locknut part no 2k8686

756


Fixed female bulkhead convex seat

Part No.	To suit hose	JIC/UNF	Mat	Note
756-03P	-03	3/8 x 24	P	

758

Fixed female bulkhead concave seat circlip groove

Part No.	To suit hose	JIC/UNF	Mat	Note
758-03-03P	-03	3/8 x 24	P	

759

Fixed female bulkhead convex seat circlip groove

Part No.	To suit hose	JIC/UNF	Mat	Note
759-03-03P	-03	3/8 x 24	P	-

600 series JIC/UNF reusable fittings (AN-02, AN-03)

The following 600 series reusable fittings are compatible with 600 series AN-02 & AN-03 bore size hoses.

The body seals to the hose using an olive and socket, as per diagram below.

Olives and sockets are available to purchase separately.

**Fitting type:**

Reusable

Applications:

Brake & Clutch

Compatible hose:

600 series (AN-02, AN-03)

Material:

CH, C, D, P, Z1

Colours available:

D = Red & Blue anodised aluminium.

Example part no:

6001-03P = Zinc plated carbon steel




Please see assembly instructions in the 'Assembly instructions and Technical Information' section at the back of the catalogue.

600 series metric reusable fittings (AN-03)

The following 600 series reusable fittings are compatible with 600 series AN-03 bore size hoses.

The body seals to the hose using an olive and socket, as per diagram below.

Olives and sockets are available to purchase separately.



Fitting type:

Reusable

Applications:

Brake & Clutch

Compatible hose:

600 series (AN-03)

Material:

CH, C, D, P, Z1

Example part no:

442-31P = Zinc plated carbon steel

442



Straight male concave seat

Part No.	To suit hose	Thread	Mat	Note
442-31C	-03	M10 x 1,00	C	-
442-31CH	-03	M10 x 1,00	CH	-
442-31D	-03	M10 x 1,00	D	-
442-31P	-03	M10 x 1,00	P	-
442-32P	-03	M10 x 1,25	P	-

444



Straight male concave bulkhead

Part No.	To suit hose	Thread	Mat	Note
444-31P	-03	M10 x 1,00	P	-


445



Straight male convex seat

Part No.	To suit hose	Thread	Mat	Note
445-31C	-03	M10 x 1,00	C	-
445-31CH	-03	M10 x 1,00	CH	-
445-31P	-03	M10 x 1,00	P	-
445-32P	-03	M10 x 1,25	P	-

446



Convex metric seat bulkhead

Part No.	To suit hose	Thread	Mat	Note
446-31C	-03	M10 x 1,00	C	-
446-31P	-03	M10 x 1,00	P	-
446-32P	-03	M10 x 1,25	P	-

448



Straight male flat seat

Part No.	To suit hose	Thread	Mat	Note
448-31P	-03	M10 x 1,00	P	-




Please see assembly instructions in the 'Assembly instructions and Technical Information' section at the back of the catalogue.

Material Key:

B: Brass, C: Stainless Steel, CH: Chrome Plated, D: Aluminium, P: Zinc Plated Carbon Steel, Z1: Silver Plated Carbon Steel

492**Banjo bolt hose connectors**

Part No.	To suit hose	Thread	Mat	Note
492-31P	-03	M10 x 1,00	P	-

451**Straight female concave metric seat**


Part No.	To suit hose	Thread	Mat	Note
451-31C	-03	M10 x 1,00	C	-
451-31P	-03	M10 x 1,00	P	-

452**Straight female convex metric seat**


Part No.	To suit hose	Thread	Mat	Note
452-31C	-03	M10 x 1,00	C	-
452-31P	-03	M10 x 1,00	P	-

6001VW**Straight fixed female concave metric seat (vw/audi)**

Part No.	To suit hose	Thread	Mat	Note
6001-31CVW	-03	M10 x 1,00	C	VW/Audi
6001-32Z1VW	-03	M10 x 1,25	Z1	VW/Audi

6645**45° forged female double swivel concave seat**

Part No.	To suit hose	Thread	Mat	Note
6645-31C	-03	M10 x 1,00	C	-

6690**90° forged female double swivel concave seat**


Part No.	To suit hose	Thread	Mat	Note
6690-31C	-03	M10 x 1,00	C	-

600 series metric reusable fittings (AN-03)

The following 600 series reusable fittings are compatible with 600 series AN-03 bore size hoses.

The body seals to the hose using an olive and socket, as per diagram below.

Olives and sockets are available to purchase separately.

**Fitting type:**

Reusable

Applications:

Brake & Clutch

Compatible hose:

600 series (AN-03)

Material:

CH, C, D, P, Z1

Example part no:


442-31P = Zinc plated carbon steel

600 series Metric reusable fittings (AN-03)

The following 600 series reusable fittings are compatible with 600 series AN-03 bore size hoses.

The body seals to the hose using an olive and socket, as per diagram below.

Olives and sockets are available to purchase separately.



Fitting type:

Reusable

Applications:

Brake & Clutch

Compatible hose:

600 series (AN-03)


Material:

CH, C, D, P, Z1

Example part no:

442-31P = Zinc plated carbon steel


749



Fixed female bulkhead concave metric seat

Part No.	To suit hose	Thread	Mat	Note
749-03-31P	-03	M10 x 1,00	P	Use locknut part no 2k8686
749-03-32P	-03	M10 x 1,25	P	Use locknut part no 2k8686


750



Fixed female bulkhead convex metric seat

Part No.	To suit hose	Thread	Mat	Note
750-03-31P	-03	M10 x 1,00	P	Use locknut part no 2k8686
750-03-32P	-03	M10 x 1,25	P	Use locknut part no 2k8686


754



Fixed female bulkhead convex metric seat w/circlip groove

Part No.	To suit hose	Thread	Mat	Note
754-03-31P	-03	M10 x 1,00	P	17 mm hex - Subaru


755



Fixed female bulkhead convex metric seat w/circlip groove

Part No.	To suit hose	Thread	Mat	Note
755-03-31P	-03	M10 x 1,00	P	19 mm hex

756




Fixed female bulkhead concave metric seat w/circlip groove

Part No.	To suit hose	Thread	Mat	Note
756-03-31P	-03	M10 x 1,00	P	19 mm hex


Material Key:

B: Brass, C: Stainless Steel, CH: Chrome Plated, D: Aluminium, P: Zinc Plated Carbon Steel, Z1: Silver Plated Carbon Steel

757


Fixed female bulkhead convex metric seat w/circlip groove

Part No.	To suit hose	Thread	Mat	Note
757-03-31P	-03	M10 x 1,00	P	17 mm hex - Toyota

758

Fixed female bulkhead concave metric seat w/circlip groove

Part No.	To suit hose	Thread	Mat	Note
758-03-31P	-03	M10 x 1,00	P	-
758-03-31SP	-03	M10 x 1,00	P	17 mm hex
758-03-32P	-03	M10 x 1,25	P	-

759

Fixed female bulkhead convex metric seat w/circlip groove

Part No.	To suit hose	Thread	Mat	Note
759-03-31P	-03	M10 x 1,00	P	-
759-03-31SP	-03	M10 x 1,00	P	17 mm hex
759-03-32CH	-03	M10 x 1,25	CH	-
759-03-32P	-03	M10 x 1,25	P	-

600 series Metric reusable fittings (AN-03)

The following 600 series reusable fittings are compatible with 600 series AN-03 bore size hoses.

The body seals to the hose using an olive and socket, as per diagram below.

Olives and sockets are available to purchase separately.

**Fitting type:**

Reusable

Applications:

Brake & Clutch

Compatible hose:

600 series (AN-03)

Material:

CH, C, D, P, Z1

Example part no:

442-31P = Zinc plated carbon steel



Please see assembly instructions in the 'Assembly instructions and Technical Information' section at the back of the catalogue.


600 series BSP reusable fittings (AN-03)

The following 600 series reusable fittings are compatible with 600 series AN-03 bore size hoses.

(AN-04MP reusable fittings for use with AN-04MP hose can be found in the MP section)

The body seals to the hose using an olive and socket, as per diagram below.

Olives and sockets are available to purchase separately.



Fitting type:

Reusable

Applications:

Brake & Clutch

Compatible hose:

600 series (AN-03)

Material:

CH, C, P, Z1

Example part no:

321-03P = Zinc plated carbon steel

321



Straight female

Part No.	To suit hose	Thread	Mat	Note
321-03CH	-03	BSP 1/8"	CH	-
321-03P	-03	BSP 1/8"	P	-

321SM



Straight female to suit smith pressure gauge

Part No.	To suit hose	Thread	Mat	Note
321-03SMP	-03	BSP 1/8"	P	Flat face requires gasket


323



Straight male

Part No.	To suit hose	Thread	Mat	Note
323-03P	-03	BSP 1/8"	P	-


331



45° swept tube female

Part No.	To suit hose	Thread	Mat	Note
331-03P	-03	BSP 1/8"	P	-

332



90° swept tube female

Part No.	To suit hose	Thread	Mat	Note
332-03P	-03	BSP 1/8"	P	-


Material Key:

B: Brass, C: Stainless Steel, CH: Chrome Plated, D: Aluminium, P: Zinc Plated Carbon Steel, Z1: Silver Plated Carbon Steel

5091

Straight banjo

Part No.	To suit hose	Hole size	Mat	Note
5091-02-03C	-02	3/8" (10 mm)	C	-
5091-03-04C	-03	7/16" (11,2 mm)	C	-
5091-03-04CH	-03	7/16" (11,2 mm)	CH	-
5091-03-04P	-03	7/16" (11,2 mm)	P	-
5091-03C	-03	3/8" (10 mm)	C	-
5091-03CH	-03	3/8" (10 mm)	CH	-
5091-03D	-03	3/8" (10 mm)	D	-
5091-03P	-03	3/8" (10 mm)	P	-

5092

Straight banjo extended neck

Part No.	To suit hose	Hole size	Mat	Note
5092-02-03C	-02	3/8" (10 mm)	C	-
5092-02C	-02	5/16" (8 mm)	C	-
5092-03-02C	-03	5/16" (8 mm)	C	-
5092-03-02P	-03	5/16" (8 mm)	P	-
5092-03-04C	-03	7/16" (11,2 mm)	C	-
5092-03-04CH	-03	7/16" (11,2 mm)	CH	-
5092-03-04P	-03	7/16" (11,2 mm)	P	-
5092-03-M12P	-03	12 mm	P	-
5092-03-M12C	-03	12 mm	C	-
5092-03-M12CH	-03	12 mm	CH	-
5092-03C	-03	3/8" (10 mm)	C	-
5092-03CH	-03	3/8" (10 mm)	CH	-
5092-03D	-03	3/8" (10 mm)	D	-
5092-03P	-03	3/8" (10 mm)	P	-

5093

20° banjo extended neck

Part No.	To suit hose	Hole size	Mat	Note
5093-02-03C	-02	3/8" (10 mm)	C	-
5093-02C	-02	5/16" (8 mm)	C	-
5093-03-04C	-03	7/16" (11,2 mm)	C	-
5093-03-04CH	-03	7/16" (11,2 mm)	CH	-
5093-03-04P	-03	7/16" (11,2 mm)	P	-
5093-03-M12C	-03	3/8" (10 mm)	C	-
5093-03-M12CH	-03	3/8" (10 mm)	CH	-
5093-03C	-03	3/8" (10 mm)	C	-
5093-03CH	-03	3/8" (10 mm)	CH	-
5093-03D	-03	3/8" (10 mm)	D	-
5093-03P	-03	3/8" (10 mm)	P	-

5097


20° banjo side extended neck

Part No.	To suit hose	Hole size	Mat	Note
5097-03C	-03	3/8" (10 mm)	C	-
5097-03CH	-03	3/8" (10 mm)	CH	-
5097-03D	-03	3/8" (10 mm)	D	-
5097-03P	-03	3/8" (10 mm)	P	-

600 series Banjo reusable fittings (AN-02 & AN-03)

The following 600 series reusable banjo fittings are compatible with 600 series AN-02 and AN-03 bore size hoses.

Olives and sockets are available to purchase separately.

**Fitting type:**

Reusable

Applications:

Brake & Clutch

Compatible hose:

600 series (AN-02 & AN-03)

Material:

CH, C, D, P, Z1

D = Aluminium (Red & Blue)

Example part no:

5094-03P = Zinc plated carbon steel

600 series Banjo reusable fittings (AN-02 & AN-03)

The following 600 series reusable banjo fittings are compatible with 600 series AN-02 and AN-03 bore size hoses.

Olives and sockets are available to purchase separately.



Fitting type:

Reusable

Applications:

Brake & Clutch

Compatible hose:

600 series (AN-02 & AN-03)

Material:

CH, C, D, P, Z1

D = Aluminium (Red & Blue)

Example part no:

5094-03P = Zinc plated carbon steel

5094



45° banjo extended neck

Part No.	To suit hose	Hole size	Mat	Note
5094-02-03C	-02	3/8" (10 mm)	C	-
5094-03C	-03	3/8" (10 mm)	C	-
5094-03CH	-03	3/8" (10 mm)	CH	-
5094-03D	-03	3/8" (10 mm)	D	-
5094-03P	-03	3/8" (10 mm)	P	-

5070



70° banjo extended neck

Part No.	To suit hose	Hole size	Mat	Note
5070-03C	-03	3/8" (10 mm)	C	-
5070-03CH	-03	3/8" (10 mm)	CH	-
5070-03P	-03	3/8" (10 mm)	P	-

5099



90° banjo extended neck

Part No.	To suit hose	Hole size	Mat	Note
5099-03-04C	-03	7/16" (11,2 mm)	C	-
5099-03-04CH	-03	7/16" (11,2 mm)	CH	-
5099-03C	-03	3/8" (10 mm)	C	-
5099-03CH	-03	3/8" (10 mm)	CH	-
5099-03D	-03	3/8" (10 mm)	D	-
5099-03P	-03	3/8" (10 mm)	P	-

5099S



90° banjo side extended neck

Part No.	To suit hose	Hole size	Mat	Note
5099S-03C	-03	3/8" (10 mm)	C	-
5099S-03P	-03	3/8" (10 mm)	P	-

5095



Straight twin banjo

Part No.	To suit hose	Hole size	Mat	Note
5095-03C	-03	3/8" (10 mm)	C	-
5095-03P	-03	3/8" (10 mm)	P	-


Material Key:

B: Brass, C: Stainless Steel, CH: Chrome Plated, D: Aluminium, P: Zinc Plated Carbon Steel, Z1: Silver Plated Carbon Steel

5098

Banjo twin extended neck

Part No.	To suit hose	Hole size	Mat	Note
5098-03C	-03	3/8" (10 mm)	C	-
5098-03P	-03	3/8" (10 mm)	P	-

5096


90° double banjo

Part No.	To suit hose	Hole size	Mat	Note
5096-03C	-03	3/8" (10 mm)	C	-

5130

Tee fitting JIC/UNF with locating lug

Part No.	To suit hose	JIC/UNF	Mat
5130-03C	-03	3/8 x 24	C

5131

Tee fitting with male JIC/UNF leg

Part No.	To suit hose	JIC/UNF	Mat
5131-03C	-03	3/8 x 24	C

600 series Banjo reusable fittings (AN-02 & AN-03)

The following 600 series reusable banjo fittings are compatible with 600 series AN-02 and AN-03 bore size hoses.

Fitting type:*Reusable***Applications:***Brake & Clutch***Compatible hose:***600 series (AN-02 & AN-03)***Material:***C, H, D, P, Z1**D = Aluminium (Red & Blue)***Example part no:***5094-03P = Zinc plated carbon steel*

600 series reusable T fittings (AN-02 & AN-03)

The following 600 series reusable T fitting range is compatible with 600 series AN-02 and AN-03 bore size hoses.


Fitting type:*Reusable***Applications:***Brake & Clutch***Compatible hose:***600 series (AN-02 & AN-03)***Material:***C, D, B**D = Aluminium (Red & Blue)***Example part no:***5135-03D = Aluminium Red & Blue*

Please see assembly instructions in the 'Assembly instructions and Technical Information' section at the back of the catalogue.

600 series reusable T fittings (AN-02 & AN-03)

The following 600 series reusable T fitting range is compatible with 600 series AN-02 and AN-03 bore size hoses.


5132



Tee fitting with male JIC/UNF lug

Part No.	To suit hose	JIC/UNF	Mat
5132-03C	-03	3/8 x 24	C


5135



Tee hose fitting

Part No.	To suit hose	Thread	Mat
5135-02C	-02	-	C
5135-03C	-03	-	C
5135-03D	-03	-	D


5136



Tee hose fitting with locating lug

Part No.	To suit hose	Thread	Mat
5136-03C	-03	-	C

5140



Tee hose fitting with M10 female

Part No.	To suit hose	Thread A	Thread B	Mat
5140-03C	-03	3/8 x 24	M10	C

Fitting type:

Reusable

Applications:

Brake & Clutch

Compatible hose:

600 series (AN-03)

Material:

C, D, B

D = Aluminium (Red & Blue)

Example part no:

5135-03D = Aluminium Red & Blue



Please see assembly instructions in the 'Assembly instructions and Technical Information' section at the back of the catalogue.

Material Key:

B: Brass, C: Stainless Steel, CH: Chrome Plated, D: Aluminium, P: Zinc Plated Carbon Steel, Z1: Silver Plated Carbon Steel

2203

Female 3-way fitting - JIC/UNF or Metric

Part No.	To suit hose	Thread	Mat
2203-03B	-03	3/8 x 24	B
319-31B	-03	M10 x 1,00	B

2204


Female 4-way fitting - JIC/UNF or Metric

Part No.	To suit hose	Thread	Mat
2204-03B	-03	3/8 x 24	B
2204-31B	-03	M10 x 1,00	B

1205

Replacement olive for 600 fitting

Part No.	Mat	To suit
1205-02B	B	-02
1205-03B	B	-03
1205-03C	C	-03
1205-03D	D	-03

1206

Replacement socket for 600 fitting

Part No.	Mat	To suit
1206-02C	C	-02
1206-03C	C	-03
1206-03CH	CH	-03
1206-03D	D	-03
1206-03P	P	-03

600 series reusable T fittings (AN-02 & AN-03)

The following 600 series reusable T fitting range is compatible with 600 series AN-02 and AN-03 bore size hoses.

Fitting type:

Reusable

Applications:

Brake & Clutch

Compatible hose:

600 series (AN-03)

Material:

C, D, B

D = Aluminium (Red & Blue)

Example part no:

5135-03D = Aluminium Red & Blue

Replacement olives and sockets for 600 series reusable fittings (AN-02 & AN-03)

Replacement olives and sockets are available for AN-02 & AN-03 bore size reusable fittings.

Fitting type:

Reusable

Applications:

Brake & Clutch

Compatible fitting:

600 series (AN-02 & AN-03)

Material:

B, C, CH, D (Red), P, Z1

600 series JIC/UNF crimp fittings (AN-02 & AN-03)

The following 600 series JIC/UNF crimp fittings are compatible with 600 series AN-02 and AN-03 & 700K AN-03 bore sizes.

Fitting type:

Swage/Crimp

Applications:

Brake & Clutch

Compatible hose:

600 series (AN-02 & AN-03)
700K series (AN-03)

Material:

C, CBK, CH, D (blue), P, Z1

Example part no:


S6046-03Z1 = Silver plated carbon steel.

Notes:

Suitable for Motorsport and road use.

Please order crimp collars separately.

S440



Straight male concave seat

Part No.	To suit hose	JIC/UNF	Mat	Note
S440-03Z1	-03	3/8 x 24	Z1	-


S441



Straight male convex seat

Part No.	To suit hose	JIC/UNF	Mat	Note
S441-03C	-03	3/8 x 24	C	-
S441-03Z1	-03	3/8 x 24	Z1	-

S443



Straight male bulkhead convex seat

Part No.	To suit hose	JIC/UNF	Mat	Note
S443-03BNZ1	-03	3/8 x 24	Z1	integral bleed nipple - use locknut 924-03
S443-03C	-03	3/8 x 24	C	use locknut 924-03
S443-03Z1	-03	3/8 x 24	Z1	use locknut 924-03

S449



Straight male flat seat

Part No.	To suit hose	JIC/UNF	Mat	Note
S449-03Z1	-03	3/8 x 24	Z1	-

S6001




Straight female concave seat

Part No.	To suit hose	JIC/UNF	Mat	Note
S6001-02-03C	-02	3/8 x 24	C	-
S6001-02C	-02	5/16 x 24	C	-
S6001-03-04C	-03	7/16 x 20	C	-
S6001-03C	-03	3/8 x 24	C	-
S6001-03CBK	-03	3/8 x 24	C	Black
S6001-03CH	-03	3/8 x 24	CH	-
S6001-03D	-03	3/8 x 24	D	-
S6001-03DBK	-03	3/8 x 24	D	Black
S6001-03Z1	-03	3/8 x 24	Z1	-


Material Key:

B: Brass, C: Stainless Steel, CH: Chrome Plated, D: Aluminium, P: Zinc Plated Carbon Steel, Z1: Silver Plated Carbon Steel

S6046


45° swept tube female concave seat

Part No.	To suit hose	JIC/UNF	Mat	Note
S6046-03C	-03	3/8 x 24	C	-
S6046-03CH	-03	3/8 x 24	CH	-
S6046-03D	-03	3/8 x 24	D	-
S6046-03DBK	-03	3/8 x 24	D	Black
S6046-03Z1	-03	3/8 x 24	Z1	-

S6045

45° forged female concave seat

Part No.	To suit hose	JIC/UNF	Mat	Note
S6045-02C	-02	5/16 x 24	C	-
S6045-03C	-03	3/8 x 24	C	-
S6045-03D	-03	3/8 x 24	D	-

S6645


45° forged female double swivel caliper fitting

Part No.	To suit hose	JIC/UNF	Mat	Note
S6645-03CV	-03	3/8 x 24	C	Viton o-ring
S6645-03CK	-03	3/8 x 24	C	FFKM o-ring

S6091

90° swept tube female concave seat

Part No.	To suit hose	JIC/UNF	Mat	Note
S6091-02-03C	-02	3/8 x 24	C	-
S6091-03-04P	-03	7/16 x 20	P	-
S6091-03C	-03	3/8 x 24	C	-
S6091-03CH	-03	3/8 x 24	CH	-
S6091-03D	-03	3/8 x 24	D	-
S6091-03DBK	-03	3/8 x 24	D	Black
S6091-03Z1	-03	3/8 x 24	Z1	-

S6090

90° forged female concave seat

Part No.	To suit hose	JIC/UNF	Mat	Note
S6090-02-03C	-02	3/8 x 24	C	-
S6090-02C	-02	5/16 x 24	C	-
S6090-03-02C	-03	5/16 x 24	C	-
S6090-03C	-03	3/8 x 24	C	-
S6090-03D	-03	3/8 x 24	D	-
S6090-03Z1	-03	3/8 x 24	Z1	-

600 series JIC/UNF crimp fittings (AN-02 & AN-03)

The following 600 series JIC/UNF crimp fittings are compatible with 600 series AN-02 and AN-03 & 700K AN-03 bore sizes.

Fitting type:

Swage/Crimp

Applications:

Brake & Clutch

Compatible hose:600 series (AN-02 & AN-03)
700K series (AN-03)**Material:**

C, CBK, CH, D (blue), P, Z1

Example part no:

S6046-03Z1 = Silver plated carbon steel.

Notes:

Suitable for Motorsport and road use.

Please order crimp collars separately.

600 series JIC/UNF crimp fittings (AN-02 & AN-03)

The following 600 series JIC/UNF crimp fittings are compatible with 600 series AN-02 and AN-03 & 700K AN-03 bore sizes.

Fitting type:

Swage/Crimp

Applications:

Brake & Clutch

Compatible hose:

600 series (AN-02 & AN-03)
700K series (AN-03)

Material:

C, CBK, CH, D (blue), P, Z1

Example part no:


S6046-03Z1 = Silver plated carbon steel.

Notes:

Suitable for Motorsport and road use.

Please order crimp collars separately.

S6690



90° forged female double swivel caliper fitting

Part No.	To suit hose	JIC/UNF	Mat	Note
S6690-03CV	-03	3/8 x 24	C	Viton o-ring
S6690-03CK	-03	3/8 x 24	C	FFKM o-ring


S747



Fixed female convex seat w/circlip groove 17mm hex

Part No.	To suit hose	JIC/UNF	Mat	Note
S747-03Z1	-03	3/8 x 24	Z1	-


S758



Straight female concave seat w/circlip groove

Part No.	To suit hose	JIC/UNF	Mat	Note
S758-03-03Z1	-03	3/8 x 24	Z1	19mm hex

S748




Fixed female bulkhead concave seat

Part No.	To suit hose	JIC/UNF	Mat	Note
S748-03Z1	-03	3/8 x 24	Z1	-
S748-03Z1DS	-03	3/8 x 24	Z1	MINI 91 ON - use locknut 2K8686

S756


(Whitworth Bulkhead Fitting-JIC/UNF)



Fixed female bulkhead convex seat

Part No.	To suit hose	JIC/UNF	Mat	Note
S756-03Z1	-03	3/8 x 24	Z1	-

S759



Straight female convex seat w/circlip groove


Part No.	To suit hose	Thread	Mat	Note
S759-03-03SZ1	-03	3/8 x 24	Z1	17 mm hex
S759-03-03Z1	-03	3/8 x 24	Z1	-
S759-03-44Z1	-03	7/16 x 24	Z1	-



All crimped hose assemblies must be assembled by trained Goodridge personnel. Please contact Goodridge directly or find an approved Goodridge G-Tech centre at www.goodridge.com/distributors

Material Key:

B: Brass, C: Stainless Steel, CH: Chrome Plated, D: Aluminium, P: Zinc Plated Carbon Steel, Z1: Silver Plated Carbon Steel

S442

Straight male concave seat

Part No.	To suit hose	Thread	Mat	Note
S442-31C	-03	M10 x 1,00	C	-
S442-31LZ1	-03	M10 x 1,00	Z1	Long

S444

Straight male concave bulkhead

Part No.	To suit hose	Thread	Mat	Note
S444-31Z1	-03	M10 x 1,00	Z1	-

S445


Straight male dual seat

Part No.	To suit hose	Thread	Mat	Note
S445-03-M121C	-03	M12 x 1,00	C	-
S445-31C	-03	M10 x 1,00	C	-
S445-31Z1	-03	M10 x 1,00	Z1	-
S445-32Z1	-03	M10 x 1,25	Z1	-

S445-01

Straight male swivel metric dual seat

Part No.	To suit hose	Thread	Mat	Note
S445-0131C	-03	M10 x 1,00	C	-
S445-0131Z1	-03	M10 x 1,00	Z1	-
S445-0132C	-03	M10 x 1,25	C	-
S445-0132Z1	-03	M10 x 1,25	Z1	-

S446

Straight male bulkhead

Part No.	To suit hose	Thread	Mat	Note
S446-31C	-03	M10 x 1,00	C	use locknut 318-31
S446-31Z1	-03	M10 x 1,00	Z1	use locknut 318-31
S446-03-M121LP	-03	M12 x 1,00	P	Long
S446-03-M121Z	-03	M12 x 1,00	Z1	-

S492

Banjo bolt connector

Part No.	To suit hose	Thread	Mat	Note
S492-31Z1	-03	M10 x 1,00	Z1	-

600 series Metric crimp fittings (AN-03)

The following Goodridge 600 series metric crimp fittings are compatible with 600 & 700K series AN-03 bore size.

Fitting type:

Swage/Crimp

Applications:

Brake & Clutch

Compatible hose:600 series (AN-03)
700K series (AN-03)**Material:**

C, CH, P, Z1

Example part no:

S445-31C = Stainless Steel.

Notes:

Suitable for Motorsport and road use.

Please order crimp collars separately.

Metric dual seat fittings will seal with either concave or convex metric fittings.

600 series Metric crimp fittings (AN-03)

The following Goodridge 600 series metric crimp fittings are compatible with 600 & 700K series AN-03 bore size.

Fitting type:

Swage/Crimp

Applications:

Brake & Clutch

Compatible hose:

600 series (AN-03)
700K series (AN-03)

Material:

C, CH, P, Z1

Example part no:

S445-31C = Stainless Steel.

Notes:

Suitable for Motorsport and road use.

Please order crimp collars separately.

Metric dual seat fittings will seal with either concave or convex metric fittings.

S445-20



20° male swivel metric dual seat

Part No.	To suit hose	Thread	Mat	Note
S445-2031C	-03	M10 x 1,00	C	-
S445-2031Z1	-03	M10 x 1,00	Z1	-

S445-45



45° male swivel metric dual seat

Part No.	To suit hose	Thread	Mat	Note
S445-4531C	-03	M10 x 1,00	C	-
S445-4531Z1	-03	M10 x 1,00	Z1	-

S445-90



90° male swivel metric dual seat

Part No.	To suit hose	Thread	Mat	Note
S445-9031C	-03	M10 x 1,00	C	-
S445-9031Z1	-03	M10 x 1,00	Z1	-
S445-90M121C	-03	M12 x 1,00	C	-


S6090



90° male swivel caliper fitting

Part No.	To suit hose	Thread	Mat	Note
S6090M-31CSW	-03	M10 x 1,00	C	High temp o-ring
S6090M-31CSW-LT	-03	M10 x 1,00	C	EPDM o-ring


S451



Female concave swivel

Part No.	To suit hose	Thread	Mat	Note
S451-31C	-03	M10 x 1,00	C	-
S451-31Z1	-03	M10 x 1,00	Z1	-

S452




Female convex swivel

Part No.	To suit hose	Thread	Mat	Note
S452-31C	-03	M10 x 1,00	C	-
S452-31Z1	-03	M10 x 1,00	Z1	-


Material Key:

B: Brass, C: Stainless Steel, CH: Chrome Plated, D: Aluminium, P: Zinc Plated Carbon Steel, Z1: Silver Plated Carbon Steel

S6090


90° forged female concave seat

Part No.	To suit hose	Thread	Mat	Note
S6090-31C	-03	M10 x 1,00	C	-

S749


Fixed female bulkhead concave metric seat

Part No.	To suit hose	Thread	Mat	Note
S749-03-31C	-03	M10 x 1,00	C	use locknut 2K8686
S749-03-31Z1	-03	M10 x 1,00	Z1	use locknut 2K8686
S749-03-32Z1	-03	M10 x 1,25	Z1	use locknut 2K8686

S750

Fixed female bulkhead convex metric seat

Part No.	To suit hose	Thread	Mat	Note
S750-03-31Z1	-03	M10 x 1,00	Z1	use locknut 2K8686

S6001-31

Straight female concave seat

Part No.	To suit hose	Thread	Mat	Note
S6001-31CAU	-03	M10 x 1,00	C	AUDI
S6001-31CMN	-03	M10 x 1,00	C	BMW/MINI
S6001-31CVW	-03	M10 x 1,00	C	VW
S6001-31Z1VW	-03	M10 x 1,00	Z1	VW
S6001-31CVWG7	-03	M10 x 1,00	C	VW G7
S6001-31Z1AU	-03	M10 x 1,00	Z1	AUDI
S6001-31Z1LR	-03	M10 x 1,00	Z1	Land Rover
S6001-31Z1MN	-03	M10 x 1,00	Z1	BMW/MINI
S6001-31Z1PR	-03	M10 x 1,00	Z1	PEUGEOT
S6001-31Z1VWG7	-03	M10 x 1,00	Z1	VWG7

600 series Metric crimp fittings (AN-03)

The following Goodridge 600 series metric crimp fittings are compatible with 600 & 700K series AN-03 bore size.

Fitting type:

Swage/Crimp

Applications:

Brake & Clutch

Compatible hose:600 series (AN-03)
700K series (AN-03)**Material:**

C, CH, P, Z1

Example part no:

S445-31C = Stainless Steel.

Notes:

Suitable for Motorsport and road use.

Please order crimp collars separately.

Metric dual seat fittings will seal with either concave or convex metric fittings.



All crimped hose assemblies must be assembled by trained Goodridge personnel. Please contact Goodridge directly or find an approved Goodridge G-Tech centre at www.goodridge.com/distributors

600 series Metric crimp fittings (AN-03)

The following Goodridge 600 series metric crimp fittings are compatible with 600 & 700K series AN-03 bore size.

Fitting type:

Swage/Crimp

Applications:

Brake & Clutch

Compatible hose:

600 series (AN-03)
700K series (AN-03)

Material:

C, CH, P, Z1

Example part no:

S445-31C = Stainless Steel.

Notes:

Suitable for Motorsport and road use.

Please order crimp collars separately.

Metric dual seat fittings will seal with either concave or convex metric fittings.


S754



Fixed female bulkhead convex metric seat w/circlip groove

Part No.	To suit hose	Thread	Mat	Note
S754-03-31C	-03	M10 x 1,00	C	17 mm hex - Subaru
S754-03-31Z1	-03	M10 x 1,00	Z1	17 mm hex - Subaru

S755



Straight female convex metric seat w/circlip groove

Part No.	To suit hose	Thread	Mat	Note
S755-03-31Z1	-03	M10 x 1,00	Z1	Toyota

S756


(Circlip bulkhead fitting-Metric)



Straight female concave seat w/circlip groove

Part No.	To suit hose	Thread	Mat	Note
S756-03-M121C	-03	M12 x 1,00	C	-


S757



Straight female convex metric seat w/circlip groove

Part No.	To suit hose	Thread	Mat	Note
S757-03-31C	-03	M10 x 1,00	C	17 mm hex - Subaru
S757-03-31Z1	-03	M10 x 1,00	Z1	17 mm rounded edges hex
S757-03-31Z1DS	-03	M10 x 1,00	Z1	17 mm hex, deep seat
S757-03-31Z1E	-03	M10 x 1,00	Z1	17 mm hex, extended

S758




Straight female metric concave seat w/circlip groove

Part No.	To suit hose	Thread	Mat	Note
S758-03-31C	-03	M10 x 1,00	C	19 mm hex
S758-03-31SC	-03	M10 x 1,00	C	17 mm hex
S758-03-31SFC	-03	M10 x 1,00	C	17 mm hex, flat face
S758-03-31SFZ1	-03	M10 x 1,00	Z1	17 mm hex, flat face
S758-03-31SZ1	-03	M10 x 1,00	Z1	17 mm hex
S758-03-31Z1	-03	M10 x 1,00	Z1	19 mm hex


Material Key:

B: Brass, C: Stainless Steel, CH: Chrome Plated, D: Aluminium, P: Zinc Plated Carbon Steel, Z1: Silver Plated Carbon Steel

S759

Straight female convex seat w/circlip groove

Part No.	To suit hose	Thread	Mat	Note
S759-03-03SZ1	-03	3/8 x 24	Z1	17 mm hex
S759-03-03Z1	-03	3/8 x 24	Z1	-
S759-03-31C	-03	M10 x 1,00	C	19 mm hex
S759-03-31FBZ1	-03	M10 x 1,00	Z1	Flat face
S759-03-31FZ1	-03	M10 x 1,00	Z1	Flat hex
S759-03-31SC	-03	M10 x 1,00	C	17 mm hex
S759-03-31SZ1	-03	M10 x 1,00	Z1	17 mm hex
S759-03-31Z1	-03	M10 x 1,00	Z1	-
S759-03-31Z1BKT	-03	M10 x 1,00	Z1	With bracket
S759-03-32Z1	-03	M10 x 1,25	Z1	-
S759-03-35SC	-03	M10 x 1,50	C	17mm hex
S759-03-35SZ1	-03	M10 x 1,50	Z1	17mm hex
S759-03-44Z1	-03	7/16 x 24	Z1	-
S759-03-M121Z1	-03	M12 x 1,00	Z1	-
S759-9131C	-03	M10 x 1,00	C	-
S759-9131Z1	-03	M10 x 1,00	Z1	-
S760-03-31Z1	-03	M10 x 1,00	Z1	Toyota

S762


Straight female (rounded edge) convex seat w/circlip groove

Part No.	To suit hose	Thread	Mat	Note
S762-03-31SZ1	-03	M10 x 1,00	Z1	17 mm hex - Mazda
S762-03-31Z1	-03	M10 x 1,00	Z1	-

S767

Straight female convex w/circlip groove

Part No.	To suit hose	Thread	Mat	Note
S767-03-31C	-03	M10 x 1,00	C	-
S767-03-31Z1	-03	M10 x 1,00	Z1	-

S768

Straight female concave w/circlip groove

Part No.	To suit hose	Thread	Mat	Note
S768-03-31SZ1	-03	M10 x 1,00	Z1	17mm hex

600 series Metric Crimp fittings (AN-03)

The following Goodridge 600 series metric crimp fittings are compatible with 600 & 700K series AN-03 bore size.

Fitting type:

Swage/Crimp

Applications:

Brake & Clutch

Compatible hose:

600 series (AN-03)

700K series (AN-03)

Material:

C, CH, P, Z1

Example part no:

S445-31C = Stainless Steel.

Notes:

Suitable for Motorsport and road use.

Please order crimp collars separately.

Metric dual seat fittings will seal with either concave or convex metric fittings.

600 series Metric crimp fittings (AN-03)

The following Goodridge 600 series metric crimp fittings are compatible with 600 & 700K series AN-03 bore size.

Fitting type:

Swage/Crimp

Applications:

Brake & Clutch

Compatible hose:

600 series (AN-03)

700K series (AN-03)

Material:

C, CH, P, Z1

Example part no:

S445-31C = Stainless Steel.

Notes:

Suitable for Motorsport and road use.

Please order crimp collars separately.

Metric dual seat fittings will seal with either concave or convex metric fittings.


S770



Straight male convex seat

Part No.	To suit hose	Thread	Mat	Note
S770-03Z1	-03	M10 x 1,00	Z1	Ford

S771



Straight male convex seat w/locating flat

Part No.	To suit hose	Thread	Mat	Note
S771-03Z1	-03	M10 x 1,00	Z1	Ford


S772



Straight male concave seat

Part No.	To suit hose	Thread	Mat	Note
S772-03Z1	-03	M10 x 1,00	Z1	Ford

S446EX



Straight male bulkhead convex seat

Part No.	To suit hose	Thread	Mat	Note
S446-31EXC	-03	M10 x 1,00	C	VW Golf/BMW
S446-31EXZ1	-03	M10 x 1,00	Z1	VW Golf/BMW

Material Key:

B: Brass, C: Stainless Steel, CH: Chrome Plated, D: Aluminium, P: Zinc Plated Carbon Steel, Z1: Silver Plated Carbon Steel

S323

Straight male concave seat

Part No.	To suit hose	Thread	Mat	Note
S323-03Z1	-03	1/8" BSP	Z1	-

S321

Straight female BSP

Part No.	To suit hose	Thread	Mat	Note
S321-03SMZ1	-03	1/8" BSP	Z1	Flat seat
S321-03Z1	-03	1/8" BSP	Z1	Convex seat

S332

90° swept tube female BSP

Part No.	To suit hose	Thread	Mat	Note
S332-03Z1	-03	1/8" BSP	Z1	-

S816

Straight male NPT

Part No.	To suit hose	Thread	Mat	Note
S816-03B	-03	NPT 1/8"	B	-

600 series BSP/NPT crimp fittings (AN-03)

The following 600 series BSP/NPT crimp fittings are compatible with 600 & 700K series AN-03 bore size.

Fitting type:

Swage/Crimp

Applications:

Brake & Clutch

Compatible hose:

600 series (AN-03)

700K series (AN-03)

Material:

B, C, P, Z1

Example part no:

S323-03Z1 = Silver Plated Carbon Steel

Notes:

Suitable for Motorsport and road use.

Please order crimp collars separately.



All crimped hose assemblies must be assembled by trained Goodridge personnel. Please contact Goodridge directly or find an approved Goodridge G-Tech centre at www.goodridge.com/distributors

600 series crimp T fittings (AN-03)

The following Goodridge 600 series T piece crimp fittings are compatible with 600 & 700K series AN-03 bore sizes.

Fitting type:

Swage/Crimp

Applications:

Brake, Clutch & Hydraulic

Compatible hose:

600 series (AN-03)

700 series (AN-03)

Material:

C, Z1

Example part no:


S5135-03Z1 = Silver Plated
Carbon Steel

Notes:

Suitable for Motorsport and
road use.

Please order crimp collars
separately.

S5132



Tee with locating lug

Part No.	Spur	On the run	Mat	Note
S5132-03-03C	-03	3/8 x 24	C	-


S5135



3 way tee

Part No.	Spur	On the run	Mat	Note
S5135-03C	-03	-03	C	-
S5135-03SC	-03	-03	C	Slimline
S5135-03Z1	-03	-03	Z1	-

S5136



3 way tee with locating lug

Part No.	Spur	On the run	Mat	Note
S5136-03C	-03	-03	C	-
S5136-03Z1	-03	-03	Z1	Lug 16mm thick


S5139



90° compact elbow

Part No.	Spur	On the run	Mat	Note
S5139-03SC	-03	-03	C	-

S5236




90° block

Part No.	Spur	On the run	Mat	Note
S5236-03Z1	-03	-03	Z1	-

Material Key:

B: Brass, C: Stainless Steel, CH: Chrome Plated, D: Aluminium, P: Zinc Plated Carbon Steel, Z1: Silver Plated Carbon Steel

S5091**Banjo**

Part No.	To suit hose	Hole size	Mat	Note
S5091-02-03C	-02	3/8" (10 mm)	C	-
S5091-03-04Z1	-03	7/16" (11,2 mm)	Z1	-
S5091-03-M12C	-03	12 mm	C	-
S5091-03C	-03	3/8" (10 mm)	C	-
S5091-03CH	-03	3/8" (10 mm)	CH	-
S5091-03SD	-03	3/8" (10 mm)	D	8 mm thick
S5091-03Z1	-03	3/8" (10 mm)	Z1	-
S5091-03CBK	-03	3/8" (10 mm)	C	Black

S5092**Straight banjo extended neck**

Part No.	To suit hose	Hole size	Mat	Note
S5092-03-02C	-03	5/16"	C	-
S5092-03-04C	-03	7/16" (11,2 mm)	C	-
S5092-03-04CH	-03	7/16" (11,2 mm)	CH	-
S5092-03-04Z1	-03	7/16" (11,2 mm)	Z1	-
S5092-03-M12C	-03	12 mm	C	-
S5092-03-M12CH	-03	12 mm	CH	-
S5092-03C	-03	3/8" (10 mm)	C	-
S5092-03CH	-03	3/8" (10 mm)	CH	-
S5092-03D	-03	3/8" (10 mm)	D	-
S5092-03DBK	-03	3/8" (10 mm)	D	Black
S5092-03DRD	-03	3/8" (10 mm)	D	Red
S5092-03Z1	-03	3/8" (10 mm)	Z1	-
S5092-03CBK	-03	3/8" (10 mm)	C	Black

S5093L**20°/20° banjo compound left**

Part No.	To suit hose	Hole size	Mat	Note
S5093L-03C	-03	3/8" (10 mm)	C	-
S5093L-03CBK	-03	3/8" (10 mm)	C	Black
S5093L-03Z1	-03	3/8" (10 mm)	Z1	-

S5093R**20°/20° Banjo - compound right**

Part No.	To suit hose	Hole size	Mat	Note
S5093R-03C	-03	3/8" (10 mm)	C	-
S5093R-03CBK	-03	3/8" (10 mm)	C	Black
S5093R-03Z1	-03	3/8" (10 mm)	Z1	-

600 series crimp banjos (AN-02 & AN-03)

The following Goodridge 600 series banjo crimp fittings are compatible with 600 & 700K series AN-02 & AN-03 bore sizes. (700K AN-03 only)

Fitting type:

Swage/Crimp

Applications:

Brake, Clutch & Hydraulic

Compatible hose:

600 series (AN-02 & AN-03)

700 series (AN-03)

Material:

C, CBK, CH, D, P, Z1

Anodised Aluminium**Colour:**

BK (Black), D (Blue), RD (Red)

Example part no:

S5092-03DRD = Anodised Aluminium Red

Notes:

Suitable for Motorsport and road use.

Please order crimp collars separately.

600 series crimp banjos (AN-02 & AN-03)

The following Goodridge 600 series banjo crimp fittings are compatible with 600 & 700K series AN-02 & AN-03 bore sizes. (700K AN-03 only)

Fitting type:

Swage/Crimp

Applications:

Brake, Clutch & Hydraulic

Compatible hose:

600 series (AN-02 & AN-03)

700 series (AN-03)

Material:

C, CBK, CH, D, P, Z1

Anodised Aluminium

Colour:

BK (Black), D (Blue), RD (Red)

Example part no:

S5092-03DRD = Anodised Aluminium Red

Notes:

Suitable for Motorsport and road use.

Please order crimp collars separately.

S5093



20° banjo extended neck

Part No.	To suit hose	Hole size	Mat	Note
S5093-02-03C	-02	3/8" (10 mm)	C	-
S5093-03-02C	-03	5/16"	C	-
S5093-03-04C	-03	7/16" (11,2 mm)	C	-
S5093-03-04Z1	-03	7/16" (11,2 mm)	Z1	-
S5093-03-04CH	-03	7/16" (11,2 mm)	CH	-
S5093-03-M12C	-03	12 mm	C	-
S5093-03-M12CH	-03	12 mm	CH	-
S5093-03C	-03	3/8" (10 mm)	C	-
S5093-03CH	-03	3/8" (10 mm)	CH	-
S5093-03D	-03	3/8" (10 mm)	D	-
S5093-03DBK	-03	3/8" (10 mm)	D	Black
S5093-03DRD	-03	3/8" (10 mm)	D	Red
S5093-03Z1	-03	3/8" (10 mm)	Z1	-
S5093-03CBK	-03	3/8" (10 mm)	C	Black

S5097



20° side banjo extended neck

Part No.	To suit hose	Hole size	Mat	Note
S5097-03-02C	-03	5/16"	C	-
S5097-03C	-03	3/8" (10 mm)	C	-
S5097-03CH	-03	3/8" (10 mm)	CH	-
S5097-03D	-03	3/8" (10 mm)	D	-
S5097-03DBK	-03	3/8" (10 mm)	D	Black
S5097-03DRD	-03	3/8" (10 mm)	D	Red
S5097-03Z1	-03	3/8" (10 mm)	Z1	-
S5097-03CBK	-03	3/8" (10 mm)	C	Black

S5094



45° banjo extended neck

Part No.	To suit hose	Hole size	Mat	Note
S5094-03-02C	-03	5/16"	C	-
S5094-03C	-03	3/8" (10 mm)	C	-
S5094-03CH	-03	3/8" (10 mm)	CH	-
S5094-03D	-03	3/8" (10 mm)	D	-
S5094-03DBK	-03	3/8" (10 mm)	D	Black
S5094-03DRD	-03	3/8" (10 mm)	D	Red
S5094-03Z1	-03	3/8" (10 mm)	Z1	-
S5094-03CBK	-03	3/8" (10 mm)	C	Black

S5094L



45°/45° banjo compound left

Part No.	To suit hose	Hole size	Mat	Note
S5094L-03C	-03	3/8" (10 mm)	C	-
S5094L-03Z1	-03	3/8" (10 mm)	Z1	-
S5094L-03CBK	-03	3/8" (10 mm)	C	Black

Material Key:

B: Brass, C: Stainless Steel, CH: Chrome Plated, D: Aluminium, P: Zinc Plated Carbon Steel, Z1: Silver Plated Carbon Steel

S5094R

45°/45° banjo compound right

Part No.	To suit hose	Hole size	Mat	Note
S5094R-03C	-03	3/8" (10 mm)	C	-
S5094R-03CBK	-03	3/8" (10 mm)	C	Black
S5094R-03Z1	-03	3/8" (10 mm)	Z1	-

S5070

70° banjo extended neck

Part No.	To suit hose	Hole size	Mat	Note
S5070-03C	-03	3/8" (10 mm)	C	-
S5070-03CBK	-03	3/8" (10 mm)	C	Black
S5070-03CH	-03	3/8" (10 mm)	CH	-
S5070-03Z1	-03	3/8" (10 mm)	Z1	-

S5099

90° side banjo extended neck

Part No.	To suit hose	Hole size	Mat	Note
S5099-03-02C	-03	5/16"	C	-
S5099-03-04CH	-03	7/16"	CH	-
S5099-03C	-03	3/8" (10 mm)	C	-
S5099-03CH	-03	3/8" (10 mm)	CH	-
S5099-03D	-03	3/8" (10 mm)	D	-
S5099-03DBK	-03	3/8" (10 mm)	D	Black
S5099-03DRD	-03	3/8" (10 mm)	D	Red
S5099-03Z1	-03	3/8" (10 mm)	Z1	-
S5099-03CBK	-03	3/8" (10 mm)	Z1	Black

S5099S

90° banjo extended neck side bend

Part No.	To suit hose	Hole size	Mat	Note
S5099S-03C	-03	3/8" (10 mm)	C	-
S5099S-03CBK	-03	3/8" (10 mm)	C	Black
S5099S-03M6C	-03	6 mm	C	-
S5099S-03Z1	-03	3/8" (10 mm)	Z1	-
S5099SL-03C	-03	3/8" (10 mm)	C	45° L/hand thread
S5099SL-03CBK	-03	3/8" (10 mm)	C	45° L/hand thread - black
S5099SL2-03C	-03	3/8" (10 mm)	C	20° L/hand thread
S5099SL2-03CBK	-03	3/8" (10 mm)	C	20° L/hand thread - black
S5099SR-03C	-03	3/8" (10 mm)	C	45° R/hand thread
S5099SR-03CBK	-03	3/8" (10 mm)	C	45° R/hand thread - black

600 series crimp banjos (AN-02 & AN-03)

The following Goodridge 600 series banjo crimp fittings are compatible with 600 & 700K series AN-02 & AN-03 bore sizes. (700K AN-03 only)

Fitting type:

Swage/Crimp

Applications:

Brake, Clutch & Hydraulic

Compatible hose:

600 series (AN-02 & AN-03)

700 series (AN-03)

Material:

C, CBK, CH, D, P, Z1

Anodised Aluminium**Colour:**

BK (Black), D (Blue), RD (Red)

Example part no:

S5092-03DRD = Anodised Aluminium Red

Notes:

Suitable for Motorsport and road use.

Please order crimp collars separately.

600 series crimp banjos (AN-02 & AN-03)

The following Goodridge 600 series banjo crimp fittings are compatible with 600 & 700K series AN-02 & AN-03 bore sizes. (700K AN-03 only)

Fitting type:

Crimp

Applications:

Brake, Clutch & Hydraulic

Compatible hose:

*600 series (AN-02 & AN-03)
700 series (AN-03)*

Material:

C, CBK, CH, D, P, Z1

Anodised Aluminium

Colour:

BK (Black), D (Blue), RD (Red)

S5095



Banjo double tail

Part No.	To suit hose	Hole size	Mat	Note
S5095-03C	-03	3/8" (10 mm)	C	-
S5095-03Z1	-03	3/8" (10 mm)	Z1	-
S5095-03CBK	-03	3/8" (10 mm)	C	Black

S5098



Banjo twin tail extended neck

Part No.	To suit hose	Hole size	Mat	Note
S5098-03P	-03	3/8" (10 mm)	P	-

600 Plug-in fittings *(Made to order only)*

Fitting type:

Crimp

Fluid applications:

Brake, Clutch & Hydraulic

Compatible hose:

*600 series (AN-02 & AN-03)
700K series (AN-03)*



Part No.	Mat	Fitting Angle	Tail size	Plug OD (mm)
SGP601	C, D	Straight	-02	8.7
SGP646	C, D	45°	-03	8.8
SGP691	C, D	90°		9.6

EXAMPLES:

Part No.	Tail size	Plug OD (mm)
SGP601	-03	8.8
Part No.: SGP601-03-8.8		
SGP646	-02	9.6
Part No.: SGP646-02-9.6		

Other Plug-In OD's are available, please contact a Goodridge representative for more information. Collars must be purchased separately.

Crimp collars

Crimp collars for use with AN-02 & AN03 fittings

RC600



Crimp collar

Part No.	To suit	Mat
RC600-02CMP	-02	C
RC600-03CTUV	-03	C
RC600-03TUV	-03	B


Material Key:

B: Brass, C: Stainless Steel, CH: Chrome Plated, D: Aluminium, P: Zinc Plated Carbon Steel, Z1: Silver Plated Carbon Steel

BTL -300/310

Line locator with 17mm hex, one rounded corner

Part No.	Application	To suit	Mat	Note
BTL-300Z1	Mazda, Mitsubishi	600-03	Z1	17 mm hex with one rounded corner
BTL-310Z1	Mazda, Mitsubishi	600-03 covered	Z1	-

BTL -322

Line locator

Part No.	Application	To suit	Mat	Note
BTL-322Z1	VW Golf MK5	600-03 covered	Z1	-

BTL -303/313

Single locating tab

Part No.	Application	To suit	Mat	Note
BTL-303Z1	Toyota	600-03	Z1	-
BTL-313Z1	Toyota	600-03 covered	Z1	-

BTL -304/314


Line locator 19mm hex with silicone insert

Part No.	Application	To suit	Mat	Note
BTL-304Z1	Nissan, GM	600-03	Z1	-
BTL-314Z1	Nissan, GM	600-03 covered	Z1	-

BTL -305/315

Line locator 19mm hex with silicone insert

Part No.	Application	To suit	Mat	Note
BTL-305Z1	Mazda	600-03	Z1	-
BTL-315Z1	Mazda	600-03 covered	Z1	-

BTL -306/316

Line locator 19mm hex with silicone insert

Part No.	Application	To suit	Mat	Note
BTL-306Z1	Subaru	600-03	Z1	-
BTL-316Z1	Subaru	600-03 covered	Z1	-

AN-03 line locators

Brake lines are a safety critical item and therefore, if being retro-fitted to a vehicle, must follow the correct routing; secured as per the original equipment manufacturers recommendations.

The following line locating brackets are OEM specific, to be used to locate 600 series AN-03 brake lines.

Please note: Some line locators require crimping - specialist knowledge and equipment is required to assemble crimp fittings.

Applications:

Brake lines

Compatible hose:

600 series (AN-03)

Notes:

Suitable for road use.

Material:

C, NY (Nylon), P, Z1

AN-03 line locators

Brake lines are a safety critical item and therefore, if being retro-fitted to a vehicle, must follow the correct routing; secured as per the original equipment manufacturers recommendations.

The following line locating brackets are OEM specific, to be used to locate 600 series AN-03 brake lines.

Please note: Some line locators require crimping - specialist knowledge and equipment is required to assemble crimp fittings.

BTL -307/317



Line locator 17 mm hex with opposite rounded corners

Part No.	Application	To suit	Mat	Note
BTL-307Z1	Toyota	600-03	Z1	-
BTL-317Z1	Toyota	600-03 covered	Z1	-

BTL -308/318



Line locator 17mm hex with 10mm clip groove

Part No.	Application	To suit	Mat	Note
BTL-308Z1	Subaru	600-03	Z1	-
BTL-318Z1	Subaru	600-03 covered	Z1	-

BLT -301/311



Single locating tab

Part No.	Application	To suit	Mat	Note
BLT-301NY	Honda, Acura, Rover, MG	600-03	Nylon	-
BLT-311NY	Honda, Acura, Rover, MG	600-03 covered	Nylon	-

BLT -302/312



Double locating tab

Part No.	Application	To suit	Mat	Note
BLT-302NY	Honda, Acura, Rover, MG	600-03	Nylon	-
BLT-312NY	Honda, Acura, Rover, MG	600-03 covered	Nylon	-

Applications:

Brake lines

Compatible hose:

600 series (AN-03)

Notes:

Suitable for road use.

Material:

C, NY (Nylon), P, Z1



Please see assembly instructions in the 'Assembly instructions and Technical Information' section at the back of the catalogue.

Material Key:

B: Brass, C: Stainless Steel, CH: Chrome Plated, D: Aluminium, P: Zinc Plated Carbon Steel, Z1: Silver Plated Carbon Steel

775

Single banjo bolt JIC

Part No.	Thread	Mat	Note
775-02C	5/16 x 24	C	-
775-03-02Z1	5/16 x 24	Z1	For banjo -03
775-03C	3/8 x 24	C	-
775-03CBK	3/8 x 24	C	Black
775-03CH	3/8 x 24	CH	-
775-03D	3/8 x 24	D	Red
775-03DBK	3/8 x 24	D	Black
775-03LC	3/8 x 24	C	Long (25 mm under hex)
775-03LCH	3/8 x 24	CH	Long (25 mm under hex)
775-03LZ1	3/8 x 24	Z1	Long (25 mm under hex)
775-03Z1	3/8 x 24	Z1	-

992

Single banjo bolt metric

Part No.	Thread	Mat	Note
992-02-21C	M8 x 1,00	C	-02 hole
992-02-22C	M8 x 1,25	C	-02 hole
992-03-21C	M8 x 1,00	C	-03 hole
992-03-22C	M8 x 1,25	C	-03 hole
992-03-31C	M10 x 1,00	C	-03 hole
992-03-31CH	M10 x 1,00	CH	-03 hole
992-03-31D	M10 x 1,00	D	-03 hole - red
992-03-31DBK	M10 x 1,00	D	-03 hole - black
992-03-31DBU	M10 x 1,00	D	-03 hole - blue
992-03-31LC	M10 x 1,00	C	Long (25 mm under hex)
992-03-31LCH	M10 x 1,00	CH	Long (25 mm under hex)
992-03-31LZ1	M10 x 1,00	Z1	Long (25 mm under hex)
992-03-31SC	M10 x 1,00	C	Short (18 mm under hex)
992-03-31SCBK	M10 x 1,00	C	Short (18 mm under hex) - black
992-03-31SD	M10 x 1,00	D	Short (18 mm under hex) - red
992-03-31SDBK	M10 x 1,00	D	Short (18 mm under hex) - black
992-03-31SDBU	M10 x 1,00	D	Short (18 mm under hex) - blue
992-03-31SZ1	M10 x 1,00	Z1	Short (18 mm under hex)
992-03-31Z1	M10 x 1,00	Z1	-03 hole
992-03-32C	M10 x 1,25	C	-03 hole
992-03-32CBK	M10 x 1,25	C	-03 hole
992-03-32CH	M10 x 1,25	CH	-03 hole
992-03-32D	M10 x 1,25	D	-03 hole - red
992-03-32DBK	M10 x 1,25	D	-03 hole - black
992-03-32DBU	M10 x 1,25	D	-03 hole - blue
992-03-32LCH	M10 x 1,25	CH	Long (25 mm under hex)
992-03-32LZ1	M10 x 1,25	Z1	Long (25 mm under hex)
992-03-32Z1	M10 x 1,25	Z1	-03 hole
992-03-35C	M10 x 1,50	C	-03 hole
992-03-35LZ1	M10 x 1,50	Z1	Long (25 mm under hex)
992-03-35Z1	M10 x 1,50	Z1	-03 hole

Banjo bolts

Available in UNF, Metric and BSP type thread fittings; single and double variations.

In addition, Goodridge manufactures a range of brake light switch banjo bolts, available in a range of materials, colours, lengths and threads.

Copper crush washers can be found in the Ancillary (13) section

Fitting type:

Banjo Bolt

Applications:

Brake / Clutch lines

Compatible fitting:

600 series

Material:

Stainless Steel, Chrome plated, Aluminium, Zinc plated, Silver plated carbon steel

Anodised Aluminium**Colour:**

BK (Black), D (Red), BU (Blue)

Example Part No:

992-03-31DBU = Anodised Aluminium Blue

Notes:

Long bolts are for use with 5091, 5095, 5096.

'Under hex' length:

Short: 18mm (S)

Single: 20mm

Single Long: 25mm (L)

Double: 30mm

Double Long: 40mm (L)

Banjo bolts

Available in UNF, Metric and BSP type thread fittings; single and double variations.

In addition, Goodridge manufactures a range of brake light switch banjo bolts, available in a range of materials, colours, lengths and threads.

Copper crush washers can be found in the Ancillary section 13

Fitting type:

Banjo Bolt

Applications:

Brake / Clutch lines

Compatible fitting:

600 series

Material:

Stainless Steel, Chrome plated, Aluminium, Zinc plated, Silver plated carbon steel

Anodised Aluminium

Colour:

BK (Black), D (Red), BU (Blue)

Example Part No:

992-03-31DBU = Anodised Aluminium Blue

Notes:

Long bolts are for use with 5091, 5095, 5096.

'Under hex' length:

Short: 18mm (S)

Single: 20mm

Single Long: 25mm (L)

Double: 30mm

Double Long: 40mm (L)

1012



Single banjo bolt BSP

Part No.	Thread	Mat	Note
1012-03P	BSP 1/8"	P	-

993



Double banjo bolt metric

Part No.	Thread	Mat	Note
993-03-31C	M10 x 1,00	C	-
993-03-31CH	M10 x 1,00	CH	-
993-03-31D	M10 x 1,00	D	Red
993-03-31DBK	M10 x 1,00	D	Black
993-03-31DBU	M10 x 1,00	D	Blue
993-03-31LZ1	M10 x 1,00	Z1	Long (40 mm under hex)
993-03-31SC	M10 x 1,00	C	Short (28 mm under hex)
993-03-31SCBK	M10 x 1,00	C	Short black(28 mm under hex)
993-03-31SZ1	M10 x 1,00	Z1	Short (28 mm under hex)
993-03-31Z1	M10 x 1,00	Z1	-
993-03-32C	M10 x 1,25	C	-
993-03-32CBK	M10 x 1,25	C	Black
993-03-32CH	M10 x 1,25	CH	-
993-03-32D	M10 x 1,25	D	Red
993-03-32DBK	M10 x 1,25	D	Black
993-03-32DBU	M10 x 1,25	D	Blue
993-03-32Z1	M10 x 1,25	Z1	-

773



Double banjo bolt JIC

Part No.	Thread	Mat	Note
773-03C	3/8 x 24	C	-
773-03CBK	3/8 x 24	C	Black
773-03CH	3/8 x 24	CH	-
773-03D	3/8 x 24	D	Red
773-03LCH	3/8 x 24	CH	Long (40 mm under hex)
773-03LZ1	3/8 x 24	Z1	Long (40 mm under hex)
773-03Z1	3/8 x 24	Z1	-

1013




Double banjo bolt BSP

Part No.	Thread	Mat	Note
1013-03P	BSP 1/8"	P	-


Material Key:

B: Brass, C: Stainless Steel, CH: Chrome Plated, D: Aluminium, P: Zinc Plated Carbon Steel, Z1: Silver Plated Carbon Steel

BL775


Single brakelight banjo bolt UNF

Part No.	Thread	Mat	Note
BL775-03C	3/8 x 24	C	-
BL775-03SC	3/8 x 24	C	Short
BL775-44C	7/16 x 24	C	-

BL992


Single brakelight banjo bolt metric

Part No.	Thread	Mat	Note
BL992-31C	M10 x 1,00	C	-
BL992-31SC	M10 x 1,00	C	Short (18,5 mm under hex)
BL992-32C	M10 x 1,25	C	-

BL993

Double brakelight banjo bolt metric

Part No.	Thread	Mat	Note
BL993-31C	M10 x 1,00	C	-
BL993-31SC	M10 x 1,00	C	Short (28 mm under hex)
BL993-32C	M10 x 1,25	C	-

775BN

Single banjo bolt with bleed nipple JIC

Part No.	Thread	Mat	Note
775-03BNC	3/8 x 24	C	-
775-03BNZ1	3/8 x 24	Z1	-

992BN

Single banjo bolt with bleed nipple metric

Part No.	Thread	Mat	Note
992-03-21BNC	M8 x 1,00	C	For banjo -03
992-31BNC	M10 x 1,00	C	-
992-31BNCH	M10 x 1,00	CH	-
992-31BNSC	M10 x 1,00	C	Short
992-31BNZ1	M10 x 1,00	Z1	-
992-32BNC	M10 x 1,25	C	-
992-32BNZ1	M10 x 1,25	Z1	-

Banjo bolts

Available in UNF, Metric and BSP type thread fittings; single and double variations.

In addition, Goodridge manufactures a range of brake light switch banjo bolts, available in a range of materials, colours, lengths and threads.

Copper crush washers can be found in the Ancillary section 13

Fitting type:

Banjo Bolt

Applications:

Brake / Clutch lines

Compatible fitting:

600 series

Material:

Stainless Steel, Chrome plated, Aluminium, Zinc plated, Silver plated carbon steel

Notes:

Long bolts are for use with 5091, 5095, 5096.

'Under hex' length:

Short: 18mm (S)
 Single: 20mm
 Single Long: 25mm (L)
 Double: 30mm
 Double Long: 40mm (L)

Banjo bolts

Available in UNF, Metric and BSP type thread fittings; single and double variations.

In addition, Goodridge manufactures a range of brake light switch banjo bolts, available in a range of materials, colours, lengths and threads.

Fitting type:

Banjo Bolt

Applications:

Brake / Clutch lines

Compatible fitting:

600 series

Material:

Stainless Steel, Chrome plated, Aluminium, Zinc plated, Silver plated carbon steel

Anodised Aluminium

Colour:

BK (Black), D (Red), BU (Blue)

Bleed nipple banjo bolts & nipples

Goodridge developed bleed nipple banjo bolts in response to concerns about the length of time required to bleed hydraulic systems. Air can now be bled from the master cylinder end of the system.

In addition, Goodridge manufacture a range of bleed nipples, including speed bleeders.

Fitting type:

Banjo Bolt

Applications:

Brake / Clutch lines

Compatible hose:

600 series

Material:

Stainless Steel, Chrome plated, Zinc plated, Silver plated carbon steel

773BN



Double banjo bolt with bleed nipple UNF

Part No.	Thread	Mat	Note
773-03BNC	3/8 x 24	C	-


993BN



Bleed nipple double banjo bolt metric

Part No.	Thread	Mat	Note
993-31BNC	M10 x 1,00	C	-
993-31BNSC	M10 x 1,00	C	Short (28 mm under hex)
993-31BNZ1	M10 x 1,00	Z1	-
993-32BNC	M10 x 1,25	C	-
993-32BNZ1	M10 x 1,25	Z1	-


BN506



Bleed nipple UNF

Part No.	Thread	Mat
BN506C	3/8 x 24	C
BN506P	3/8 x 24	P

BN507




Bleed nipple metric

Part No.	Thread	Mat
BN507C	M7 x 1,00	C
BN507P	M7 x 1,00	P

Material Key:

B: Brass, C: Stainless Steel, CH: Chrome Plated, D: Aluminium, P: Zinc Plated Carbon Steel, Z1: Silver Plated Carbon Steel

BN508


Bleed nipple metric

Part No.	Thread	Mat
BN508C	M8 x 1,25	C

BN510

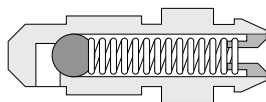

Bleed nipple metric

Part No.	Thread	Mat
BN510C	M10 x 1,00	C
BN510P	M10 x 1,00	P

BN704

Bleed nipple UNF

Part No.	Thread	Mat
BN704C	1/4 x 28	C
BN704P	1/4 x 28	P

BNSB

Speed bleeder

Part No.	Thread	Mat
BN506PSB	3/8 x 24	P
BN506PSB-HD	3/8 x 24 Harley D	P
BN507PSB	M7 x 1,00	P
BN508PSB	M8 x 1,25	P
BN510PSB	M10 x 1,00	P
BN512PSB	M10 x 1,25	P
BN561PSB	M6 x 1,00	P
BN704PSB	1/4 x 28	P

BN-CAP

Bleed nipple cap

Part No.	Thread	Mat
BN-CAP	-	Rubber

Bleed nipple banjo bolts & nipples

Goodridge developed bleed nipple banjo bolts in response to concerns about the length of time required to bleed hydraulic systems. Air can now be bled from the master cylinder end of the system.

In addition, Goodridge manufacture a range of bleed nipples, including speed bleeders.

Fitting type:

Banjo Bolt

Applications:

Brake / Clutch lines

Compatible hose:

600 series

Material:

Stainless Steel, Chrome plated, Zinc plated, Silver plated carbon steel

Special application block adaptors

Goodridge manufacture a range of adaptors suitable for brake systems.

Block adaptors can be bought separately to ensure the system is routed correctly.

Fitting type:

Block adaptor

Applications:

Brake systems

Compatible hose:

600 series

Material:

Brass, Stainless Steel, Zinc plated, Silver plated carbon steel


G105



Banjo adaptor block 90°

Part No.	Note	Thread	Hole Size	Mat
G105-31Z1	Mustang/ Cherokee	M10 x 1,00 inv.	-	Z1

G105A



Banjo adaptor block 90° with 7/16 locating hole

Part No.	Note	Thread	Hole Size	Mat
G105-31A	Mustang/ Cherokee	M10 x 1,00 inv.	-	B
G105A	Mustang/ Cherokee	3/8 x 24 inv.	-	B

G106A



Angled banjo adaptor block

Part No.	Note	Thread	Hole Size	Mat
G106A	Ford	-	3/8	B

G114



Mazda MX5 rear brake adaptor block

Part No.	Note	Thread	Hole Size	Mat
G114	Mazda	M10 x 1,00 female -03 tail	-	P


G115



Rear tee block GM

Part No.	Note	Thread	Hole Size	Mat
G115	Chevrolet	M10 x 1,00 femelle - 3/8 x 24 male	-	B

G117



Adaptor block metric 90° Honda

Part No.	Note	Thread	Hole Size	Mat
G117Z1	Honda	M10 x 1,00	M8 x 1,25	Z1

SP-202




90° fitting motorcycle convex

Part No.	Note	Thread	Hole Size	Mat
SP-202	Honda/ BMW/CBS	M10 x 1,00	-	C

Material Key:

B: Brass, C: Stainless Steel, CH: Chrome Plated, D: Aluminium, P: Zinc Plated Carbon Steel, Z1: Silver Plated Carbon Steel


SP-203



Tee fitting motorcycle convex

Part No.	Note	Thread	Hole Size	Mat
SP-203	Honda	M10 x 1,00	-	C


SP-225



Tee fitting motorcycle concave

Part No.	Note	Thread	Hole Size	Mat
SP-225	BMW	-03 tail con M10 x 1,00	-	C

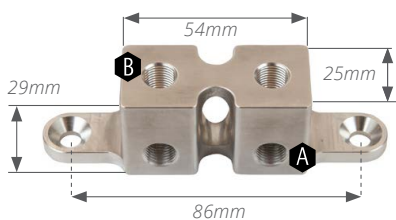
SP-241



Straight fitting motorcycle convex

Part No.	Note	Thread	Hole Size	Mat
SP-241	Motorcycle ABS	M10 x 1,00	M6 (no thread)	C
SP-241T	Motorcycle ABS	M10 x 1,00	M6 x 1,00	C


GBPSM2



Brake pressure manifold

Part No.	Note	Thread A	Thread B	Mat
GBPSM2	To suit Bosch M10 Sensors	M10 x 1,00	M10 x 1,00	C

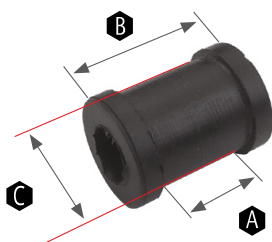
GBPSM3



Brake pressure manifold

Part No.	Note	Thread A	Thread B	Mat
GBPSM3	To suit -03 JIC Sensors	M10 x 1,00	3/8 x 24 UNF	C

GR



Brake hose grommet

Part No.	Note	Mat
SPHA0280-002	To suit 600-03	Rubber
GR1	To suit 600-03	Rubber
GR2	To suit 600-03	Rubber
GR3	To suit 600-03	Rubber

Part No.	A mm	B mm	OD mm	ID mm	C mm
SPHA0280-002	2.8	16.6	25	7.1	17.8
GR1	2.5	10	20	7.1	14
GR2	2.54	9.25	24	6.35	12.7
GR3	15	21.5	15.7	8	14

**Special application
block adaptors**

Goodridge manufacture a range of adaptors suitable for brake systems.

Block adaptors can be bought separately to ensure the system is routed correctly.

Fitting type:
Block adaptor

Applications:
Brake systems

Compatible hose:
600 series

Material:
Brass, Stainless Steel, Zinc plated,
Silver plated carbon steel

Fluid applications:

Fuel, Oil, Water, Dampers

Construction:Stainless steel braid with PTFE liner
(Optional carbon look or clear covering available)**Compatible fittings:**

600MP reusable / 600MP crimp


Please note:

Other hose sizes are available with coatings by special request. Anti-static used in sizes dash 4 upwards.

600MP HOSE SERIES (MEDIUM PRESSURE)

600 series Medium Pressure AN-04, AN-05, AN-06 & AN-08 bore size hoses are designed for fuel, oil, water and damper reservoir systems. The 600 series hose strongly resists expansion under high pressure and temperature.

The Stainless Steel braid offers abrasion, corrosion and fire resistance, which also provides heat protection to up to 260°C.



Data in this table is for the hose only

Part No.	Dash Size	Max Bore Size mm / inches	Cover Material	Braid OD mm / inches	Cover OD mm / inches	PTFE Wall mm / inches	Cover Wall mm / inches	Working Press Bar / Psi	Burst Pres Bar / Psi	Weight Kg/M / Lb/Ft	Min Bend Rad mm / inches	Temp Range °C / °F
*600-04	-04	5,0 (0,197)	None	7,65 (0,301)	-	0,76 (0,003)	-	290 (4206)	870 (12618)	0,075 (0,05)	50 (1,97)	-70/+260 (-94/+500)
600-04BK	-04	5,0 (0,197)	Black	7,65 (0,301)	8,65 (0,340)	0,76 (0,003)	0,5 (0,019)	290 (4206)	870 (12618)	0,098 (0,066)	50 (1,97)	-10/+60 (+14/+140)
600-04CB	-04	5,0 (0,197)	Carboline	7,65 (0,301)	8,65 (0,340)	0,76 (0,003)	0,5 (0,019)	290 (4206)	870 (12618)	0,098 (0,066)	50 (1,97)	-10/+60 (+14/+140)
600-04CL	-04	5,0 (0,197)	Clear	7,65 (0,301)	8,65 (0,340)	0,76 (0,003)	0,5 (0,019)	290 (4206)	870 (12618)	0,098 (0,066)	50 (1,97)	-10/+60 (+14/+140)
*600-05	-05	6,3 (0,248)	None	8,77 (0,345)	-	0,76 (0,003)	-	270 (3916)	810 (11748)	0,105 (0,071)	70 (2,756)	-70/+260 (-94/+500)
600-05CB	-05	6,3 (0,248)	Carboline	8,77 (0,345)	10,16 (0,400)	0,76 (0,003)	0,5 (0,019)	270 (3916)	810 (11748)	0,105 (0,071)	70 (2,756)	-10/+60 (+14/+140)
600-05CL	-05	6,3 (0,248)	Clear	8,77 (0,345)	10,16 (0,400)	0,76 (0,003)	0,5 (0,019)	270 (3916)	810 (11748)	0,105 (0,071)	70 (2,756)	-10/+60 (+14/+140)
*600-06	-06	8,2 (0,323)	None	10,86 (0,428)	-	0,76 (0,003)	-	220 (3191)	660 (9572)	0,135 (0,091)	100 (3,937)	-70/+260 (-94/+500)
*600-08	-08	10,6 (0,417)	None	13,46 (0,530)	-	0,76 (0,003)	-	190 (2756)	570 (8267)	0,149 (0,100)	130 (5,118)	-70/+260 (-94/+500)

*Note: Temperature affects maximum working pressure as listed; for temps above 130°C reduce the working pressure by 0.75% for each degree above 130°C. Max 260°C.

Fluid applications:

Brake, Clutch, Pressure Gauge, Fuel Injection, Fire extinguisher, Nitrous & Hydraulics.

Construction:

Aramid Fibre outer braid with PTFE liner

Compatible fittings:

600MP crimp (special equipment required)

700K HOSE SERIES (AN-04 MEDIUM PRESSURE)

The 700 series hose range is a PTFE lined light weight equivalent to the 600 series, wrapped in an Aramid fibre braid. Motorsport use only. Applications include brake, clutch, fuel injection, fire extinguisher, nitrous, pressure gauge & hydraulics.

The PTFE liner is braided in light weight Aramid fibre, providing consistent brake and clutch pedal/lever feel (When used for brake/clutch applications), whilst eliminating any sponginess that may be found with the equivalent rubber hose.



Data in this table is for the hose only

Part No.	Dash Size	Max Bore Size mm / inches	Cover Material	Braid OD mm / inches	Cover OD mm / inches	PTFE Wall mm / inches	Cover Wall mm / inches	Working Press Bar / Psi	Burst Pres Bar / Psi	Weight Kg/M / Lb/Ft	Min Bend Rad mm / inches	Temp Range °C / °F
700K-04BK	-04	5,1 (0,201)	Black PVC	7,65 (0,301)	9,6 (0,378)	0,76 (0,030)	0,9 (0,035)	150 (2175)	450 (6526)	0,074 (0,05)	50 (1,968)	-20/+85 (-4/+185)

Note: Temperature affects maximum working pressure as listed; for temps above 130°C reduce the working pressure by 0.75% for each degree above 130°C. Max 185°C.


Material Key:

B: Brass, C: Stainless Steel, CH: Chrome Plated, D: Aluminium, P: Zinc Plated Carbon Steel, Z1: Silver Plated Carbon Steel

6001


Straight female.

Part No.	To suit hose	Thread	Mat	Note
6001-04C	-04	7/16 x 20	C	-
6001-04D	-04	7/16 x 20	D	red/blue
6001-04P	-04	7/16 x 20	P	-
6001-06D	-06	9/16 x 18	D	red/blue
6001-06P	-06	9/16 x 18	P	-
6001-08D	-08	3/4 x 16	D	red/blue

6045


45° forged female.

Part No.	To suit hose	Thread	Mat	Note
6045-04D	-04	7/16 x 20	D	red/blue
6045-06D	-06	9/16 x 18	D	red/blue
6045-08D	-08	3/4 x 16	D	red/blue

6046

45° swept tube female.

Part No.	To suit hose	Thread	Mat	Note
6046-04C	-04	7/16 x 20	C	-
6046-04D	-04	7/16 x 20	D	red/blue
6046-04P	-04	7/16 x 20	P	-
6046-06D	-06	9/16 x 18	D	red/blue
6046-08D	-08	3/4 x 16	D	red/blue

6645

45° forged female double swivel.

Part No.	To suit hose	Thread	Mat	Note
6645-04C	-04	7/16 x 20	C	-
6645-04D	-04	7/16 x 20	D	red/blue
6645-06D	-06	9/16 x 18	D	red/blue

6091

90° swept tube female.


Part No.	To suit hose	Thread	Mat	Note
6091-04C	-04	7/16 x 20	C	-
6091-04D	-04	7/16 x 20	D	red/blue
6091-04P	-04	7/16 x 20	P	-
6091-06D	-06	9/16 x 18	D	red/blue
6091-06P	-06	9/16 x 18	P	-
6091-08D	-08	3/4 x 16	D	red/blue

600 MP JIC/UNF

Reusable fittings for 600MP series hose (AN-04, AN-06 & AN-08)

600MP series JIC/UNF reusable fitting range is compatible with 600 series AN-04, AN-06 & AN-08 bore sizes.

The body seals to the hose using an olive and socket. Olives and sockets are available to purchase separately.

**Fitting type:**

Reusable

Applications:

Fuel, Oil, Water & Dampers

Compatible hose:

600 series MP

Material:

C, CH, D, P

Colours:

D= Red & Blue

C, CH, P = Standard finish

600 MP JIC/UNF

Reusable fittings for 600MP series hose (AN-04, AN-06 & AN-08)

600MP series JIC/UNF reusable fitting range is compatible with 600 series AN-04, AN-06 & AN-08 bore sizes.

The body seals to the hose using an olive and socket. Olives and sockets are available to purchase separately.

**Fitting type:**

Reusable

Applications:

Fuel, Oil, Water & Dampers

Compatible hose:

600 series MP

Material:

C, CH, D, P

Colours:

D= Red & Blue

C, CH, P = Standard finish

6090


90° forged female.

Part No.	To suit hose	Thread	Mat	Note
6090-04D	-04	7/16 x 20	D	red/blue
6090-06D	-06	9/16 x 18	D	red/blue
6090-08D	-08	3/4 x 16	D	red/blue

6690

90° forged female double swivel.

Part No.	To suit hose	Thread	Mat	Note
6690-04C	-04	7/16 x 20	C	-
6690-04D	-04	7/16 x 20	D	red/blue
6690-06D	-06	9/16 x 18	D	red/blue

6120

120° forged female double swivel.

Part No.	To suit hose	Thread	Mat	Note
6120-06D	-06	9/16 x 18	D	red/blue
6120-08D	-08	3/4 x 16	D	red/blue

441

Straight male convex

Part No.	To suit hose	Thread	Mat	Note
441-04C	-04	7/16 x 20	C	-


443

Straight male bulkhead

Part No.	To suit hose	JIC/UNF	Mat	Note
443-04P	-04	7/16 x 20	P	-


Material Key:

B: Brass, C: Stainless Steel, CH: Chrome Plated, D: Aluminium, P: Zinc Plated Carbon Steel, Z1: Silver Plated Carbon Steel

704

Female bulkhead convex

Part No.	To suit hose	Thread	Mat	Note
704-04P	-04	7/16 x 20	P	Use locknut part no 2k8686

321MP

Straight female

Part No.	To suit hose	Thread	Mat	Note
321-04P	-04	BSP 1/4"	P	-

332

90°swept tube female


Part No.	To suit hose	Thread	Mat	Note
332-04P	-04	BSP 1/4"	P	-

600 MP BSP

Reusable fittings for 600MP series hose (AN-04)

600MP series medium pressure BSP reusable fitting range are compatible with 600MP series AN-04 bore size hose.

The body seals to the hose using an olive and socket. Olives and sockets are available to purchase separately.

**Fitting type:**

Reusable

Applications:

Brake & Clutch

Compatible hose:

600MP series (AN-04)

Material:

P, Z1

Example part no:

321-04P = Zinc plated carbon steel

Notes:

Suitable for Motorsport and road use.

Please order crimp collars separately.



Please see assembly instructions in the 'Assembly instructions and Technical Information' section at the back of the catalogue.

600MP Banjo

Reusable fittings (AN-04, AN-06 & AN-08)

600 MP series reusable banjo fitting range is compatible with 600 series 600-04MP, 600-06MP & 600-08MP hoses.

The body seals to the hose using an olive and socket.

Olives and sockets are available to buy separately.

Fitting type:

Reusable

Applications:

Brake, Clutch, Fuel, Oil, Water & Dampers

Compatible hose:

600MP

Material:

CH, C, D, P, Z1

Colour:

D = Aluminium

(Red & Blue in AN-06 & AN-08)

Please check part description for AN-02 & AN-03 fitting colour.

Example part no:

5093-04-03P = Zinc plated carbon steel

Notes:

Suitable for motorsport/off road use only

Replacement Olives and Sockets for 600MP AN-04, AN-06 & AN-08 reusable fittings

AN-04, AN-06 & AN-08 medium pressure reusable fittings.

Compatible fitting:

600MP reusable (AN-04, AN-06 & AN-08)


5091



Straight banjo.

Part No.	To suit hose	Hole size	Mat	Note
5091-04-03P	-04	3/8" (10 mm)	P	-
5091-04-M12P	-04	M12	P	-
5091-04D	-04	7/16" (11,2 mm)	D	-
5091-04P	-04	7/16" (11,2 mm)	P	-
5091-06D	-06	9/16" (14 mm)	D	red/blue
5091-08D	-08	7/8" (19 mm)	D	red/blue

5092



Straight banjo extended neck

Part No.	To suit hose	Hole size	Mat	Note
5092-04-03P	-04	3/8" (10 mm)	P	-

5093



20° banjo extended neck

Part No.	To suit hose	Hole size	Mat	Note
5093-04-03P	-04	3/8" (10 mm)	P	-

OLIVE 1205



Replacement olive for 600MP hose

Part No.	Mat	To suit
1205-04B	B	-04
1205-04D	D	-04
1205-06B	B	-06
1205-06D	D	-06
1205-08D	D	-08

SOCKET 1206




Replacement sockets for 600MP hose

Part No.	Mat	To suit
1206-04P	P	-04
1206-06D	D	-06
1206-08D	D	-08

Material Key:

B: Brass, C: Stainless Steel, CH: Chrome Plated, D: Aluminium, P: Zinc Plated Carbon Steel, Z1: Silver Plated Carbon Steel

S6001

Straight female

Part No.	To suit hose	Thread	Mat	Note
S6001-04CMP	-04	7/16 x 20	C	-
S6001-04DMP	-04	7/16 x 20	D	-
S6001-04Z1MP	-04	7/16 x 20	Z1	-
S6001-05-04CMP	-05	7/16x20	C	-
S6001-06CMP	-06	9/16 x 18	C	-
S6001-06DMP	-06	9/16 x 18	D	-
S6001-08DMP	-08	3/4 x 16	D	-

S747


Straight Swage female

Part No.	To suit hose	Thread	Mat	Note
S747-44Z1	-04	7/16 x 24	Z1	-

S6046

45° swept tube female

Part No.	To suit hose	Thread	Mat	Note
S6046-04CMP	-04	7/16 x 20	C	-
S6046-04Z1MP	-04	7/16 x 20	Z1	-
S6046-04DMP	-04	7/16 x 20	D	-
S6046-06DMP	-06	9/16 x 18	D	-

S6045

45° forged female

Part No.	To suit hose	Thread	Mat	Note
S6045-04CMP	-04	7/16 x 20	C	-
S6045-04DMP	-04	7/16 x 20	D	-
S6045-06DMP	-06	9/16 x 18	D	-

S6091

90° swept tube female concave seat

Part No.	To suit hose	Thread	Mat	Note
S6091-04CMP	-04	7/16 x 20	C	-
S6091-04DMP	-04	7/16 x 20	D	-
S6091-04Z1MP	-04	7/16 x 20	Z1	-
S6091-06DMP	-06	9/16 x 18	D	-

S6090

90° forged female

Part No.	To suit hose	Thread	Mat	Note
S6090-04CMP	-04	7/16 x 20	D	-
S6090-04DMP	-04	7/16 x 20	D	-
S6090-06DMP	-06	9/16 x 18	D	-
S6090-08DMP	-08	3/4 x 16	D	-

600 MP JIC/UNF

Crimp fittings (AN-04, AN-06 & AN-08)

600 MP series JIC/UNF crimp fittings are compatible with 700K-04 and 600 medium pressure AN-04, AN-06 & AN-08 hose sizes.

Fitting type:

Swage/Crimp

Applications:

Brake, Clutch, Fuel, Oil, Water & Methanol.

Compatible hose:

600 Medium Pressure (AN-04, AN-06 & AN-08)
700K series (AN-04)

Material:

C, CBK, CH, D, P, Z1

Example part no:

S6046-04-Z1MP = Silver plated carbon steel.

Notes:

Suitable for Motorsport and road use.

Please order crimp collars separately.

600 MP NPT Crimp fittings (AN-04)

600MP series BSP/NPT crimp fittings are compatible with 700K-04 and 600 medium pressure AN-04 size hose.

Fitting type:

Swage/Crimp

Applications:

Brake & Clutch

Compatible hose:


600 Medium Pressure (AN-04)
700K series (AN-04)

Notes:

Suitable for road use.

Please order crimp collars separately.

S816



Straight male NPT

Part No.	To suit hose	Thread	Mat	Note
S816-04-03P2MP	-04	NPT 1/8"	B	-

600 MP Banjos Swage/crimp (AN-04 & AN-05)

600MP series swage/crimp banjos are compatible with 700K-04 and 600 medium pressure AN-04 & AN-05 size hose.

Fitting type:

Swage/Crimp

Applications:

Brake, Clutch, Hydraulic & Dampers

Compatible hose:

600 Medium Pressure (AN-04 & AN-05)
700K series (AN-04)

Material:

C, Z1

Example part no:


S5091-04CMP = Stainless Steel

Notes:

Suitable for Motorsport and road use.

Please order crimp collars separately.

S5091



Straight banjo

Part No.	To suit hose	Hole size	Mat	Note
S5091-04-03C	-04	3/8" (10 mm)	C	-
S5091-04-03Z1	-04	3/8" (10 mm)	Z1	-
S5091-04-M12CMP	-04	12 mm	C	-
S5091-04-M12Z1	-04	12 mm	Z1	-
S5091-04Z1MP	-04	7/16" (11,2 mm)	Z1	-
S5091-05-M10CMP	-05	10 mm	C	-
S5091-05-M12Z1	-05	12 mm	Z1	-
S5091-06-M12DMP	-06	12 mm	D	-
S5091-06-M14DMP	-06	14 mm	D	-

S5092



Straight banjo extended neck

Part No.	To suit hose	Thread	Mat	Note
S5092-04-03C	-04	3/8 x 24	C	-

S5092



Straight banjo with integral swivel

Part No.	To suit hose	Thread	Mat	Note
S5092-05-M10CSW	-05	M10 x 1,0	C	-
S5092-05-M12CSW	-05	M12 x 1,50	C	-

For high pressure applications please contact Goodridge or your nearest G-Tech centre.

Material Key:

B: Brass, C: Stainless Steel, CH: Chrome Plated, D: Aluminium, P: Zinc Plated Carbon Steel, Z1: Silver Plated Carbon Steel

1012


Single banjo bolt

Part No.	Thread	Mat	Note
1012-04P	BSP 1/4"	P	-

773

Double banjo bolt

Part No.	Thread	Mat	Note
773-44CH	7/16 x 24	CH	-

BL775

Single brakelight banjo bolt UNF

Part No.	Thread	Mat	Note
BL775-44C	7/16 x 24	C	Short

RC600

Crimp collar

Part No.	To suit	Mat
RC600-04CMP	-04 MP	C
RC600-05CMP	-05 MP	C
RC600-06CMP	-06 MP	C
RC600-08CMP	-08 MP	C

600 MP Banjo bolts (AN-04)

600MP series banjo bolts are compatible with AN-04 fittings.

Please see the adaptors section for AN-06 & AN-08 banjo bolts.

Copper crush washers can be found in the Ancillary (13) section,

Fitting type:

Banjo Bolt (AN-04)

Application:

Brake/Clutch/Fuel Injection

To suit fitting:

600 series (AN-04)

Material:

C, CH, D, Z1

600 MP Crimp collars (AN-04, AN-06 & AN-08)

Crimp collars for use with 600MP fittings AN-04, AN-06 & AN-08

Fluid applications:

Power steering, Gear shift, Active aero & High pressure hydraulics.

Construction:

Corrosion and fire resistant
Stainless steel braid with Aramid fibre under braid and PTFE liner

Compatible fittings:

600HP Crimp = AN-04HP, AN-06HP & AN-08HP

Please note:

Anti-static.

600HP HOSE SERIES (HIGH PRESSURE)

The 600HP (High Pressure) series features a smooth bore PTFE liner, wrapped in tightly woven aramid fibre and outer 304 grade Stainless Steel braid.

The Stainless steel braid offers abrasion, corrosion and fire resistance, which also provides heat protection up to 260°C.

Compatible with HP crimp fittings only. (Specialist equipment required).



Data in this table is for the hose only

Part No.	Dash Size	Max Bore Size mm / inches	Braid OD mm / inches	PTFE Wall mm / inches	Working Press Bar / Psi	Burst Pres Bar / Psi	Weight Kg/M / Lb/Ft	Min Bend Rad mm / inches	Temp Range °C / °F
600-04HP	-04	5,1 (0,201)	8,9 (0,350)	0,76 (0,003)	375 (6889)	1500 (21755)	0,119 (0,080)	45 (1,772)	-70/+260 (-94/+500)
600-06HP	-06	8,2 (0,323)	12,3 (0,484)	0,76 (0,003)	325 (4713)	1300 (18854)	0,164 (0,110)	70 (0,276)	-70/+260 (-94/+500)
600-08HP	-08	10,6 (0,417)	14,8 (0,583)	0,76 (0,003)	250 (3625)	1000 (14503)	0,193 (0,130)	90 (3,543)	-70/+260 (-94/+500)

Note: Temperature affects maximum working pressure as listed; for temps above 130°C reduce the working pressure by 0.75% for each degree above 130°C. Max 260°C.

600HP JIC/UNF

Crimp fittings (AN-04, AN-06 & AN-08)

600HP series JIC/UNF crimp fittings are compatible with 600HP AN-04, AN-06 & AN-08 hose sizes.

Fitting type:

Swage/Crimp

Applications:

Power steering, Gear shift, Active aero & HP hydraulics.

Compatible hose:

600HP (AN-04, AN-06 & AN-08)

Material:

C

Example part no:

S6001-04CHP = Stainless steel

Notes:

Suitable for Motorsport and road use.

Please order crimp collars separately.

S6001



Straight female high pressure concave

Part No.	To suit hose	Thread	Mat
S6001-04CHP	-04 high pressure	JIC 7/16" x 20	C
S6001-06CHP	-06 high pressure	JIC 9/16" x 18	C
S6001-08CHP	-08 high pressure	JIC 3/4" x 16	C

S6046



45° swept tube female high pressure concave

Part No.	To suit hose	Thread	Mat
S6046-04CHP	-04 high pressure	JIC 7/16" x 20	C
S6046-06CHP	-06 high pressure	JIC 9/16" x 18	C
S6046-08CHP	-08 high pressure	JIC 3/4" x 16	C

S6091



90° swept tube female high pressure concave

Part No.	To suit hose	Thread	Mat
S6091-04CHP	-04 high pressure	JIC 7/16" x 20	C
S6091-06CHP	-06 high pressure	JIC 9/16" x 18	C
S6091-08CHP	-08 high pressure	JIC 3/4" x 16	C

Material Key:

B: Brass, C: Stainless Steel, CH: Chrome Plated, D: Aluminium, P: Zinc Plated Carbon Steel, Z1: Silver Plated Carbon Steel

S6120


120° swept tube female high pressure concave

Part No.	To suit hose	Thread	Mat
S6120-04CHP	-04 high pressure	JIC 7/16" x 20	C
S6120-06CHP	-06 high pressure	JIC 9/16" x 18	C

S6150

150° swept tube female high pressure concave

Part No.	To suit hose	Thread	Mat
S6150-04CHP	-04 high pressure	JIC 7/16" x 20	C

S6180

180° swept tube female high pressure concave

Part No.	To suit hose	Thread	Mat
S6180-04CHP	-04 high pressure	JIC 7/16" x 20	C

RC600HP

Collars to suit 600 series hose high pressure

Part No.	To suit hose:	Mat
RC600-04CHP	-04 high pressure	C
RC600-06CHP	-06 high pressure	C
RC600-08CHP	-08 high pressure	C

600HP JIC/UNF

Crimp fittings (AN-04, AN-06 & AN-08)

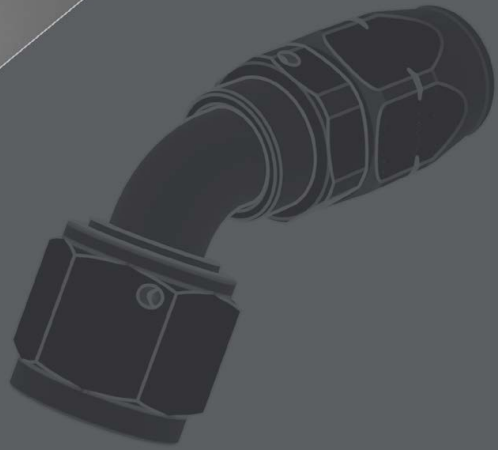
Fitting type:*Swage/Crimp***Applications:***Power steering, Gear shift, Active aero & HP hydraulics.***Compatible hose:***600HP (AN-04, AN-06 & AN-08)***Material:***C***Example part no:***S6001-04CHP = Stainless steel***Notes:***Suitable for Motorsport and road use.**Please order crimp collars separately.***600HP Crimp collars**
(AN-04, AN-06 & AN-08)

Crimp collars for use with 600HP fittings AN-04, AN-06 & AN-08



GOODRIDGE

www.goodridge.com



04

200 SERIES
HOSE AND FITTINGS

GOODRIDGE

200 series braided hose and fittings

Goodridge 200 series rubber lined hoses are compatible with Goodridge 236 cutter style fittings, ideal for use with 'push fit' applications. Available in bore sizes AN-04 to AN-16.

The 200 series hose features a reinforced chlorinated Polyethylene (CPE) synthetic rubber liner, wrapped in a double stainless steel external braid for additional resistance to abrasion.

The 210 series hose features a reinforced chlorinated Polyethylene (CPE) synthetic rubber liner, wrapped in a stainless steel internal braid and light weight nylon external braid; for use where the additional abrasive resistant stainless steel braided 200 series hose is not required.

The 202 series hose is a single braided hose, for use with 936 hose finishers.

Benefits:

- Uninterrupted flow
- Burst pressure up to 1000 PSI / 69 BAR (200-04)
- Temperature resistance from (-40°C to +150°C).
- Bend radius to 50mm (AN-04)

Features:

- Smooth bore
- Integral stainless steel braid
- Rubber lined
- Fibre / Stainless steel braided options

Can be used with 'Push fit' applications

Not for use 'in cockpit'

Which hose do I need?

200, 210 and 202 hose comparison chart:

Hose range	Push fit only	Lightest weight	Highest temp resistance	Additional external protection
200			x	x
210		x		
202	x			x

Fitting Type:

Reusable – Cutter style
Push fit

Fluid applications:

Fuel, Oil, Coolant, Water and Methanol

Compatible fittings:

236, 336, 2776 & 936 hose finishers. (202 series compatible with 936 only)

Material Key:

B: Brass, C: Stainless Steel, CH: Chrome Plated, D: Aluminium, P: Zinc Plated Carbon Steel, Z1: Silver Plated Carbon Steel

Fluid applications:

Fuel, Oil, Coolant, Water and Methanol.

Compatible fittings:

236, 336, 2776 & 936 hose finishers.

Notes:









Not to be used for fuel inside cockpit.

200

The 200 series hose features a reinforced chlorinated Polyethylene (CPE) synthetic rubber liner, wrapped in a double stainless steel external braid for additional resistance to abrasion. Ideal for use outside the cockpit, engine bay and underneath vehicles where abrasive protection is required.



Data in this table is for the hose only

Part No.	Dash  Size	Max Bore Size  mm / inches	Outer Diameter  mm / inches	Working Press  Bar / Psi	Burst Pres  Bar / Psi	Weight  Kg/M / Lb/Ft	Min Bend Rad  mm / inches	Temp Range  °C / °F
200-04	-04	5,4 (0,212)	11,2 (0,440)	69 (1000)	414 (6000)	0,179 (0,12)	50,80 (2,00)	-40/+150 (-65/+302)
200-06	-06	8,7 (0,342)	14,20 (0,558)	69 (1000)	414 (6000)	0,208 (0,14)	63,50 (2,50)	-40/+150 (-65/+302)
200-08	-08	11,1 (0,463)	17,1 (0,762)	69 (1000)	345 (5000)	0,25 (0,17)	88,90 (3,50)	-40/+150 (-65/+302)
200-10	-10	14,2 (0,558)	20,8 (0,817)	69 (1000)	345 (5000)	0,327 (0,22)	101,6 (4,00)	-40/+150 (-65/+302)
200-12	-12	17,4 (0,684)	24,4 (0,959)	69 (1000)	259 (3750)	0,402 (0,27)	114,3 (4,50)	-40/+150 (-65/+302)
200-16	-16	22,2 (0,872)	30,5 (1,199)	52 (750)	172 (2500)	0,610 (0,41)	139,70 (5,50)	-40/+150 (-65/+302)

Data in this table is for the hose only

Fluid applications:

Fuel, Oil, Coolant, Water and Methanol.

Compatible fittings:

236, 336, 2776 & 936 hose finishers.

Notes:









Not to be used for fuel inside cockpit.

210

The 210 series hose features a reinforced chlorinated Polyethylene (CPE) synthetic rubber liner, wrapped in a stainless steel internal braid and light weight nylon external braid. Ideal for use in protected areas outside the cockpit – engine bay fuel, coolant and oil plumbing applications.



Data in this table is for the hose only








Part No.	Dash  Size	Max Bore Size  mm / inches	Outer Diameter  mm / inches	Working Press  Bar / Psi	Burst Pres  Bar / Psi	Weight  Kg/M / Lb/Ft	Min Bend Rad  mm / inches	Temp Range  °C / °F
210-04	-04	5,4 (0,212)	11,2 (0,440)	34 (500)	138 (2000)	0,112 (0,075)	50,80 (2,00)	-40/+150 (-40/+302)
210-06	-06	8,7 (0,342)	14,2 (0,558)	34 (500)	138 (2000)	0,141 (0,095)	63,50 (2,50)	-40/+150 (-40/+302)
210-08	-08	11,1 (0,436)	17,1 (0,672)	34 (500)	138 (2000)	0,179 (0,120)	88,90 (3,50)	-40/+150 (-40/+302)
210-10	-10	14,2 (0,558)	20,8 (0,817)	34 (500)	138 (2000)	0,231 (0,115)	101,60 (4,00)	-40/+150 (-40/+302)
210-12	-12	17,4 (0,684)	24,4 (0,959)	24 (350)	97 (1400)	0,372 (0,250)	114,30 (4,50)	-40/+150 (-40/+302)
210-16	-16	22,2 (0,872)	30,5 (1,199)	24 (350)	97 (1400)	0,476 (0,320)	139,70 (5,50)	-40/+150 (-40/+302)

202

The 202 hose is a rubber lined, single braid hose, compatible with 936 hose finishers.



Data in this table is for the hose only

Part No.	Dash  Size	Max Bore Size  mm / inches	Outer Diameter  mm / inches	Working Press  Bar / Psi	Burst Pres  Bar / Psi	Min Bend Rad  mm / inches	Temp Range  °C / °F
202-04	-04	6,35 (0,250)	11,70 (0,461)	63 (916)	350 (5076)	38 (1,50)	-20/+150 (-4/+302)
202-05	-05	7,95 (0,313)	13,25 (0,522)	63 (916)	350 (5076)	45 (1,77)	-20/+150 (-4/+302)
202-06	-06	9,53 (0,375)	15,50 (0,610)	63 (916)	350 (5076)	53 (2,09)	-20/+150 (-4/+302)

236/1136 JIC fittings

The 236 fittings are reusable fittings designed for use with the 200 & 210 series hose ranges. The triple seal/double O-ring nitrile, cutter design ensures a secure leak free connection, easily assembled using basic hand tools.

The 1136 fittings use a single nipple design, available in straight, 45° & 90° options; AN-04 only.

The 1136 and 236 fitting alignments can be adjusted in situ.


236-01



Straight female

Part No.	To suit hose	JIC/UNF	Mat	Colour
1136-0104	200-04	7/16 x 20	D	red/blue
236-0106	200-06	9/16 x 18	D	red/blue
236-0108	200-08	3/4 x 16	D	red/blue
236-0110	200-10	7/8 x 14	D	red/blue
236-0112	200-12	1 1/16 x 12	D	red/blue
236-0116	200-16	1 5/16 x 12	D	red/blue


236-30



30° female swept tube

Part No.	To suit hose	JIC/UNF	Mat	Colour
236-3106	200-06	9/16 x 18	D	red/blue
236-3108	200-08	3/4 x 16	D	red/blue
236-3110	200-10	7/8 x 14	D	red/blue
236-3112	200-12	1 1/16 x 12	D	red/blue
236-3116	200-16	1 5/16 x 12	D	red/blue


236-45



45° female swept tube

Part No.	To suit hose	JIC/UNF	Mat	Colour
1136-4504	200-04	7/16 x 20	D	red/blue
236-4506	200-06	9/16 x 18	D	red/blue
236-4508	200-08	3/4 x 16	D	red/blue
236-4510	200-10	7/8 x 14	D	red/blue
236-4512	200-12	1 1/16 x 12	D	red/blue
236-4516	200-16	1 5/16 x 12	D	red/blue


236-60



60° female swept tube

Part No.	To suit hose	JIC/UNF	Mat	Colour
236-6106	200-06	9/16 x 18	D	red/blue
236-6108	200-08	3/4 x 16	D	red/blue
236-6110	200-10	7/8 x 14	D	red/blue
236-6112	200-12	1 1/16 x 12	D	red/blue
236-6116	200-16	1 5/16 x 12	D	red/blue

236-90



90° female swept tube

Part No.	To suit hose	JIC/UNF	Mat	Colour
1136-9004	200-04	7/16 x 20	D	red/blue
236-9006	200-06	9/16 x 18	D	red/blue
236-9008	200-08	3/4 x 16	D	red/blue
236-9010	200-10	7/8 x 14	D	red/blue
236-9012	200-12	1 1/16 x 12	D	red/blue
236-9016	200-16	1 5/16 x 12	D	red/blue

Fitting type:

Reusable

Fluid applications:

Fuel, Oil, Coolant, Water and Methanol.

Compatible hose:


200 & 210

Material:

D = Aluminium (Red & Blue)
BK = Aluminium (Black)


Material Key:

B: Brass, C: Stainless Steel, CH: Chrome Plated, D: Aluminium, P: Zinc Plated Carbon Steel, Z1: Silver Plated Carbon Steel

236-120


120° female swept tube

Part No.	To suit hose	JIC/UNF	Mat	Colour
236-12006	200-06	9/16 x 18	D	red/blue
236-12008	200-08	3/4 x 16	D	red/blue
236-12010	200-10	7/8 x 14	D	red/blue
236-12012	200-12	1 1/16 x 12	D	red/blue
236-12016	200-16	1 5/16 x 12	D	red/blue

236-150

150° female swept tube

Part No.	To suit hose	JIC/UNF	Mat	Colour
236-15006	200-06	9/16 x 18	D	red/blue
236-15008	200-08	3/4 x 16	D	red/blue
236-15010	200-10	7/8 x 14	D	red/blue
236-15012	200-12	1 1/16 x 12	D	red/blue
236-15016	200-16	1 5/16 x 12	D	red/blue

236-180

180° female swept tube

Part No.	To suit hose	JIC/UNF	Mat	Colour
236-18006	200-06	9/16 x 18	D	red/blue
236-18008	200-08	3/4 x 16	D	red/blue
236-18010	200-10	7/8 x 14	D	red/blue
236-18012	200-12	1 1/16 x 12	D	red/blue
236-18016	200-16	1 5/16 x 12	D	red/blue

SOCKET 236

Socket

Part No.	To suit hose	JIC/UNF	Mat	Colour
1207-06D	200-06	9/16 x 18	D	red
1207-08D	200-08	3/4 x 16	D	red
1207-10D	200-10	7/8 x 14	D	red
1207-12D	200-12	1 1/16 x 12	D	red

236/1136 JIC fittings

The 236 fittings are reusable fittings designed for use with the 200 & 210 series hose ranges. The triple seal/double O-ring nitrile, cutter design ensures a secure leak free connection, easily assembled using basic hand tools.

The 1136 fittings use a single nipple design, available in straight, 45° & 90° options; AN-04 only.

The 1136 and 236 fitting alignments can be adjusted in situ.

Fitting type:

Reusable

Fluid applications:

Fuel, Oil, Coolant, Water and Methanol.

Compatible hose:

200 & 210

Material:D = Aluminium (Red & Blue)
BK = Aluminium (Black)

Top Tip: Please see assembly instructions in the 'Assembly instructions and Technical Information' section at the back of the catalogue.

236/1136 JIC fittings

The 236 fittings are reusable fittings designed for use with the 200 & 210 series hose ranges. The triple seal/double O-ring nitrile, cutter design ensures a secure leak free connection, easily assembled using basic hand tools.

The 1136 fittings use a single nipple design, available in straight, 45° & 90° options; AN-04 only.

The 1136 and 236 fitting alignments can be adjusted in situ.

236-01BK



Straight female

Part No.	To suit hose	JIC/UNF	Mat	Colour
1136-0104BK	200-04	7/16 x 20	D	black
236-0106BK	200-06	9/16 x 18	D	black
236-0108BK	200-08	3/4 x 16	D	black
236-0110BK	200-10	7/8 x 14	D	black
236-0112BK	200-12	1 1/16 x 12	D	black
236-0116BK	200-16	1 5/16 x 12	D	black

236-31BK



30° female swept tube

Part No.	To suit hose	JIC/UNF	Mat	Colour
236-3106BK	200-06	9/16 x 18	D	black
236-3108BK	200-08	3/4 x 16	D	black
236-3110BK	200-10	7/8 x 14	D	black
236-3112BK	200-12	1 1/16 x 12	D	black
236-3116BK	200-16	1 5/16 x 12	D	black

236-45BK



45° female swept tube

Part No.	To suit hose	JIC/UNF	Mat	Colour
1136-4504BK	200-04	7/16 x 20	D	black
236-4506BK	200-06	9/16 x 18	D	black
236-4508BK	200-08	3/4 x 16	D	black
236-4510BK	200-10	7/8 x 14	D	black
236-4512BK	200-12	1 1/16 x 12	D	black
236-4516BK	200-16	1 5/16 x 12	D	black

236-61BK



60° female swept tube

Part No.	To suit hose	JIC/UNF	Mat	Colour
236-6106BK	200-06	9/16 x 18	D	black
236-6108BK	200-08	3/4 x 16	D	black
236-6110BK	200-10	7/8 x 14	D	black
236-6112BK	200-12	1 1/16 x 12	D	black
236-6116BK	200-16	1 5/16 x 12	D	black

236-90BK



90° female swept tube

Part No.	To suit hose	JIC/UNF	Mat	Colour
1136-9004BK	200-04	7/16 x 20	D	black
236-9006BK	200-06	9/16 x 18	D	black
236-9008BK	200-08	3/4 x 16	D	black
236-9010BK	200-10	7/8 x 14	D	black
236-9012BK	200-12	1 1/16 x 12	D	black
236-9016BK	200-16	1 5/16 x 12	D	black

Fitting type:

Reusable

Fluid applications:

Fuel, Oil, Coolant, Water and Methanol.

Compatible hose:

200 & 210

Material:

D = Aluminium (Red & Blue)
BK = Aluminium (Black)

Material Key:

B: Brass, C: Stainless Steel, CH: Chrome Plated, D: Aluminium, P: Zinc Plated Carbon Steel, Z1: Silver Plated Carbon Steel

236-120BK

120° female swept tube

Part No.	To suit hose	JIC/UNF	Mat	Colour
236-12006BK	200-06	9/16 x 18	D	black
236-12008BK	200-08	3/4 x 16	D	black
236-12010BK	200-10	7/8 x 14	D	black
236-12012BK	200-12	1 1/16 x 12	D	black
236-12016BK	200-16	1 5/16 x 12	D	black

236-150BK

150° female swept tube

Part No.	To suit hose	JIC/UNF	Mat	Colour
236-15006BK	200-06	9/16 x 18	D	black
236-15008BK	200-08	3/4 x 16	D	black
236-15010BK	200-10	7/8 x 14	D	black
236-15012BK	200-12	1 1/16 x 12	D	black
236-15016BK	200-16	1 5/16 x 12	D	black

236-180BK

180° female swept tube

Part No.	To suit hose	JIC/UNF	Mat	Colour
236-18006BK	200-06	9/16 x 18	D	black
236-18008BK	200-08	3/4 x 16	D	black
236-18010BK	200-10	7/8 x 14	D	black
236-18012BK	200-12	1 1/16 x 12	D	black
236-18016BK	200-16	1 5/16 x 12	D	black

SOCKET 236BK

Socket

Part No.	To suit hose	JIC/UNF	Mat	Colour
1207-06DBK	200-06	9/16 x 18	D	black
1207-08DBK	200-08	3/4 x 16	D	black
1207-10DBK	200-10	7/8 x 14	D	black
1207-12DBK	200-12	1 1/16 x 12	D	black

236/1136 JIC fittings

The 236 fittings are reusable fittings designed for use with the 200 & 210 series hose ranges. The triple seal/double O-ring nitrile, cutter design ensures a secure leak free connection, easily assembled using basic hand tools.

The 1136 fittings use a single nipple design, available in straight, 45° & 90° options; AN-04 only.

The 1136 and 236 fitting alignments can be adjusted in situ.

Fitting type:

Reusable

Fluid applications:

Fuel, Oil, Coolant, Water and Methanol.

Compatible hose:

200 & 210

Material:

*D = Aluminium (Red & Blue)
BK = Aluminium (Black)*




Top Tip: Please see assembly instructions in the 'Assembly instructions and Technical Information' section at the back of the catalogue.

336 JIC fittings

The 336 fittings are reusable fittings designed for use with the 200 & 210 series hose ranges; featuring a forged elbow for superior strength and rigidity. In addition, a lower profile is useful for restricted access locations.

A triple seal/double O-ring, nitrile cutter design ensures a secure leak free connection; easily assembled using basic hand tools.

336-45



45° female forged elbow

Part No.	To suit hose	JIC/UNF	Mat	Colour
336-4506	200-06	9/16 x 18	D	red/blue
336-4508	200-08	3/4 x 16	D	red/blue
336-4510	200-10	7/8 x 14	D	red/blue
336-4512	200-12	1 1/16 x 12	D	red/blue

336-90



90° female forged elbow

Part No.	To suit hose	JIC/UNF	Mat	Colour
336-9006	200-06	9/16 x 18	D	red/blue
336-9008	200-08	3/4 x 16	D	red/blue
336-9010	200-10	7/8 x 14	D	red/blue
336-9012	200-12	1 1/16 x 12	D	red/blue

336-45BK



45° female forged elbow

Part No.	To suit hose	JIC/UNF	Mat	Colour
336-4506BK	200-06	9/16 x 18	D	black
336-4508BK	200-08	3/4 x 16	D	black
336-4510BK	200-10	7/8 x 14	D	black
336-4512BK	200-12	1 1/16 x 12	D	black

336-90BK



90° female forged elbow

Part No.	To suit hose	JIC/UNF	Mat	Colour
336-9006BK	200-06	9/16 x 18	D	black
336-9008BK	200-08	3/4 x 16	D	black
336-9010BK	200-10	7/8 x 14	D	black
336-9012BK	200-12	1 1/16 x 12	D	black

Fitting type:

Reusable

Fluid applications:

Fuel, Oil, Coolant, Water and Methanol.

Compatible hose:

200 & 210

Material:


D = Aluminium (Red & Blue)

Notes:

Not available in AN-04

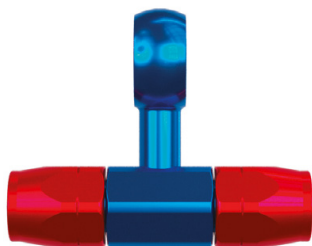
Material Key:

B: Brass, C: Stainless Steel, CH: Chrome Plated, D: Aluminium, P: Zinc Plated Carbon Steel, Z1: Silver Plated Carbon Steel

2776-1106


Banjo to hose end

Part No.	To suit hose	Colour	JIC/UNF	Mat
2776-1106	-06	red-blue	-	D

2776-2106


Banjo to hose connection

Part No.	To suit hose	Colour	JIC/UNF	Mat
2776-2106	-06	red-blue	-	D

2776-3106

Banjo to hose end to male on run

Part No.	To suit hose	Colour	JIC/UNF	Mat
2776-3106	-06	red-blue	9/16 x 18	D

2776-06-M12

Banjo bolt for carburetor

Part No.	Note	Colour	Thread	Mat
2776-06-M122D	requires CW901-M16 washer	red	M12 x 1,25 (Dellorto)	D
2776-06-M12D	requires CW901-M16 washer	red	M12 x 1,5 (Weber)	D

Note:

Please see Ancillary (13) section for Aluminium crush washers

2776 JIC fittings

Manufactured for use with the 200 & 210 series hose ranges, the 2776 fittings are designed for carburettor applications. A triple seal/double O-ring, nitrile cutter design ensures a secure leak free connection; easily assembled using basic hand tools.

The 2776 range is accompanied by anodised aluminium carburettor bolts and washers.

Please see Ancillary (13) section for Aluminium crush washers.

Fitting type:

Reusable

Applications:

Weber, Holley & Dellorto carburettors.

Compatible hose:

200 & 210

Material:

D = Aluminium (Red & Blue)

Notes:

Only available in AN-06



Top Tip: Please see assembly instructions in the 'Assembly instructions and Technical Information' section at the back of the catalogue.

2776 JIC fittings

Manufactured for use with the 200 & 210 series hose ranges, the 2776 fittings are designed for carburettor applications. A triple seal/double O-ring, nitrile cutter design ensures a secure leak free connection; easily assembled using basic hand tools. The 2776 range includes anodised aluminium carburettor bolts and washers.

Please see Ancillary (13) section for Aluminium crush washers.

2776-1106BK



Banjo to hose end

Part No.	To suit hose	Colour	JIC/UNF	Mat
2776-1106BK	-06	black	-	D

2776-2106BK



Banjo to hose connection

Part No.	To suit hose	Colour	JIC/UNF	Mat
2776-2106BK	-06	black	-	D

2776-3106BK



Banjo to hose end to male on run

Part No.	To suit hose	Colour	JIC/UNF	Mat
2776-3106BK	-06	black	9/16 x 18	D

2776-06-M12BK



Banjo bolt for carburetor

Part No.	Note	Colour	Thread	Mat
2776-06-M122DBK	requires CW901-M16 washer	black	M12 x 1,25 (Dellorto)	D
2776-06-M12DBK	requires CW901-M16 washer	black	M12 x 1,5 (Weber)	D

Note:

Please see Ancillary (13) section for Aluminium crush washers

Fitting type:

Reusable

Applications:

Weber, Holley & Dellorto carburettors.

Compatible hose:

200 & 210

Material:

DBK = Aluminium (Black)

Notes:

Only available in AN-06

Material Key:

B: Brass, C: Stainless Steel, CH: Chrome Plated, D: Aluminium, P: Zinc Plated Carbon Steel, Z1: Silver Plated Carbon Steel

936



Hose finisher

Part No.	Colour	Suit 200/210 hose	Suit 202 hose	Suit TF-TU25 hose
936-04DB	Blue	-04 & -05	-04	-
936-04DBK	Black	-04 & -05	-04	-
936-04DCH	Chrome	-04 & -05	-04	-
936-04DR	Red	-04 & -05	-04	-
936-06DB	Blue	-06 & -07	-05 & -06	-04
936-06DBK	Black	-06 & -07	-05 & -06	-04
936-06DCH	Chrome	-06 & -07	-05 & -06	-04
936-06DR	Red	-06 & -07	-05 & -06	-04
936-08DB	Blue	-08	-	-06
936-08DBK	Black	-08	-	-06
936-08DCH	Chrome	-08	-	-06
936-08DR	Red	-08	-	-06
936-10DB	Blue	-10	-	-08
936-10DBK	Black	-10	-	-08
936-10DCH	Chrome	-10	-	-08
936-10DR	Red	-10	-	-08
936-12DB	Blue	-12	-	-10
936-12DBK	Black	-12	-	-10
936-12DCH	Chrome	-12	-	-10
936-12DR	Red	-12	-	-10
936-16DB	Blue	-16	-	-
936-16DBK	Black	-16	-	-
936-16DCH	Chrome	-16	-	-
936-16DR	Red	-16	-	-

936 Hose finishers

Manufactured for use with the 200, 210 & 202 series hose ranges, the 936 hose finishers are designed for push fit applications. The internal gear drive clamp ensures a secure leak free connection; easily assembled using basic hand tools.

Fluid Applications:

Fuel, Oil, Coolants & Water.

Compatible hose:

200, 210 & 202

Material:

Stainless steel gear drive clamp, Aluminium body.

Anodised aluminium**colour:**

DCH = Chrome

DBU = Blue

DR = Red

BK = Black




Top Tip: Please see assembly instructions in the 'Assembly instructions and Technical Information' section at the back of the catalogue.



GOODRIDGE

www.goodridge.com



05

536 SERIES
HOSE AND FITTINGS

GOODRIDGE

536 series hose and fittings

Goodridge 536 series hose and TF-TU25 series hoses are designed for 'push fit' applications. The 536 series is a textile reinforced rubber hose with an abrasive resistant synthetic rubber (Nitrile & PVC) cover. Ideal for low pressure oil breather applications where the external stainless steel abrasive protection of the 200 series hose is not required.

The 536 hose **is not for 'in cockpit' use and not recommended for vacuum systems**. Compatible with 536 'sure lock' fittings. The TF-TU25 is a cotton reinforced rubber hose with a synthetic rubber outer and oil resisting compound inner. Ideal for use with low pressure push fit applications and safe to be used with fuel. **Not for use 'in cockpit' and not recommended for vacuum systems**.

Compatible with push fit hose tails.

Benefits:

- Uninterrupted flow
- Burst pressure up to 1146 PSI / 79 BAR (TF-TU25)
- Temperature resistance from -40°C to 100°C (536)
- Bend radius to 40mm (TF-TU25-04)

Features:

- Smooth bore
- Textile reinforced
- Rubber lined
- Synthetic rubber covering

Ideal for
'Push fit'
applications

Not for use
'in cockpit'

Which hose do I need?

536 and TF-TU25 hose comparison chart:

Hose range	536 'sure lock' fitting compatible	Push fit Compatible	Oil, Coolant, Air & Water	Fuel
536/B	X	X	X	
TF-TU25		X		X

Fitting Type:

Push fit

Fluid applications:

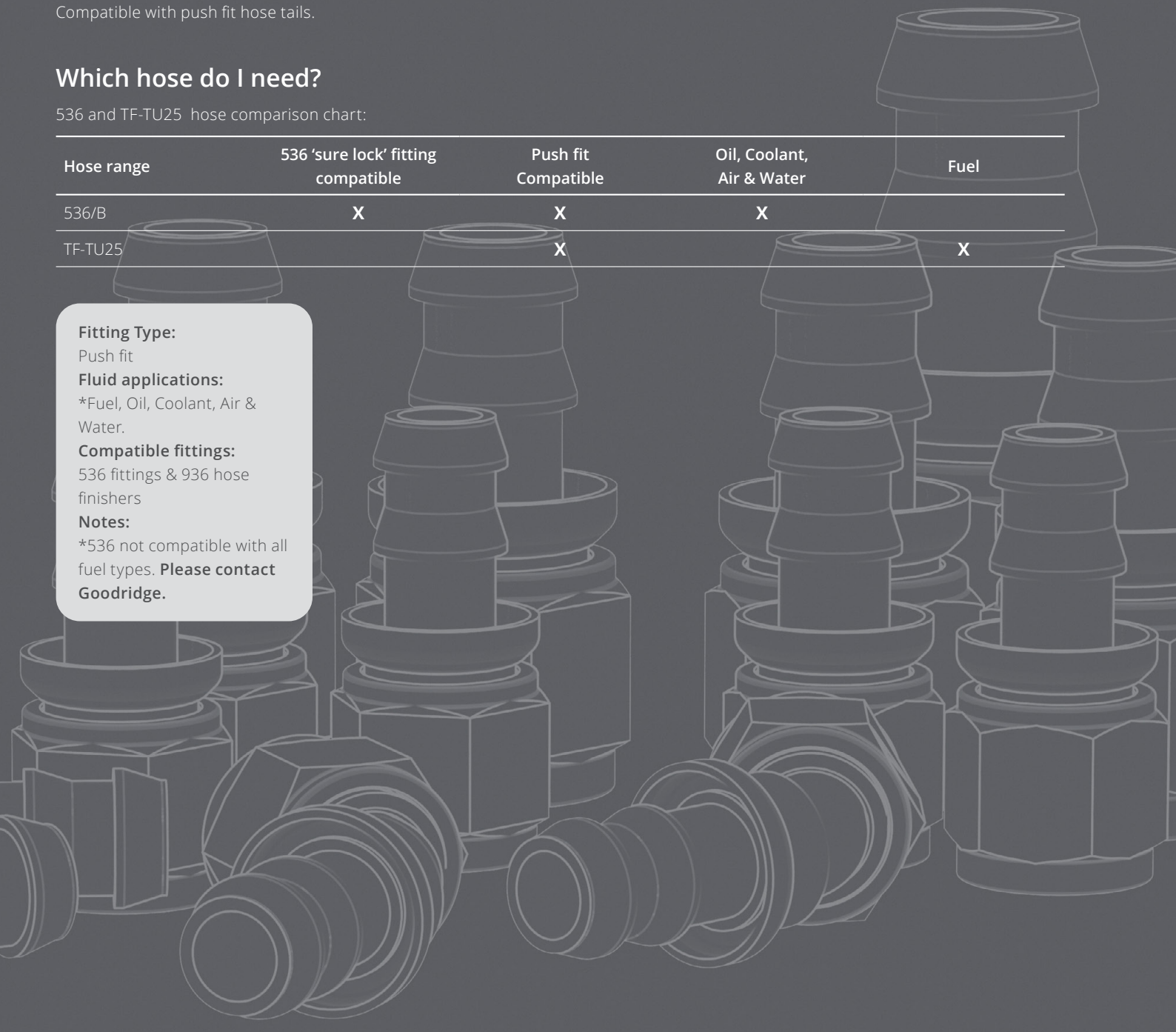
*Fuel, Oil, Coolant, Air & Water.

Compatible fittings:

536 fittings & 936 hose finishers

Notes:

*536 not compatible with all fuel types. **Please contact Goodridge.**



Material Key:

B: Brass, C: Stainless Steel, CH: Chrome Plated, D: Aluminium, P: Zinc Plated Carbon Steel, Z1: Silver Plated Carbon Steel

Fluid applications:

*Fuel, Oil, Coolant, Air & Water.

Compatible fittings:

536 fittings & 936 hose finishers

Notes:

Not compatible with all fuel types.

Please contact Goodridge.

536 HOSE SERIES

The 536 series is a textile reinforced rubber hose with a blue elastomer cover. Ideal for low pressure applications where the external abrasive protection of the 200 series hose is not required.



Data in this table is for the hose only

Part No.	Dash Size	Max Bore Size mm / inches	Outer Diameter mm / inches	Working Press Bar / Psi	Burst Pres Bar / Psi	Weight Kg/M / Lb/Ft	Min Bend Rad mm / inches	Temp Range °C / °F
536-04	-04	6,35 (0,250)	12,70 (0,499)	17 (247)	69 (1001)	0,10 (0,067)	76,20 (3,00)	-40/+100 (-40/+212)
536-06	-06	9,52 (0,374)	15,87 (0,624)	17 (247)	69 (1001)	0,16 (0,108)	76,20 (3,00)	-40/+100 (-40/+212)
536-08	-08	12,70 (0,499)	19,05 (0,749)	17 (247)	69 (1001)	0,22 (0,148)	127,00 (5,00)	-40/+100 (-40/+212)
536-10	-10	15,87 (0,624)	23,00 (0,904)	17 (247)	69 (1001)	0,30 (0,202)	152,40 (6,00)	-40/+100 (-40/+212)
536-12	-12	19,05 (0,749)	26,19 (1,029)	17 (247)	69 (1001)	0,36 (0,242)	177,80 (7,00)	-40/+100 (-40/+212)

Fluid applications:

*Fuel, Oil, Coolant, Air & Water.

Compatible fittings:

536 fittings & 936 hose finishers

Notes:

Not compatible with all fuel types.

Please contact Goodridge.

536B HOSE SERIES

The 536B series is a textile reinforced rubber hose with a black elastomer cover. Ideal for low pressure applications where the external abrasive protection of the 200 series hose is not required.



Data in this table is for the hose only

Part No.	Dash Size	Max Bore Size mm / inches	Outer Diameter mm / inches	Working Press Bar / Psi	Burst Pres Bar / Psi	Weight Kg/M / Lb/Ft	Min Bend Rad mm / inches	Temp Range °C / °F
536-04B	-04	6,35 (0,250)	12,70 (0,499)	17 (247)	69 (1001)	0,10 (0,067)	76,20 (3,00)	-40/+100 (-40/+212)
536-06B	-06	9,52 (0,374)	15,87 (0,624)	17 (247)	69 (1001)	0,16 (0,108)	76,20 (3,00)	-40/+100 (-40/+212)
536-08B	-08	12,70 (0,499)	19,05 (0,749)	17 (247)	69 (1001)	0,22 (0,148)	127,00 (5,00)	-40/+100 (-40/+212)
536-10B	-10	15,87 (0,624)	23,00 (0,904)	17 (247)	69 (1001)	0,30 (0,202)	152,40 (6,00)	-40/+100 (-40/+212)
536-12B	-12	19,05 (0,749)	26,19 (1,029)	17 (247)	69 (1001)	0,36 (0,242)	177,80 (7,00)	-40/+100 (-40/+212)

Fluid applications:

Fuel, Oil, Coolant and Hydraulic fluids.

Compatible fittings:

536 fittings & 936 hose finishers

Notes:

SAE 100 R6 compliant.

TF-TU25 HOSE SERIES

The TFTU25 series is a cotton reinforced rubber hose with a black synthetic rubber outer and oil resisting seamless rubber compound inner. Ideal for low pressure applications where the external abrasive protection of the 200 series hose is not required.



Data in this table is for the hose only

Part No.	Dash Size	Max Bore Size mm / inches	Outer Diameter mm / inches	Working Press Bar / Psi	Burst Pres Bar / Psi	Weight Kg/M / Lb/Ft	Min Bend Rad mm / inches	Temp Range °C / °F
TF-TU25-04	-04	6,0 (0,236)	14,0 (0.551)	25 (363)	78 (1131)	0,15 Kg/m (0.100)	40 (1.575)	-40/+80 (-40/+176)
TF-TU25-06	-06	10,0 (0.393)	18,0 (0.709)	25 (363)	78 (1131)	0,25 Kg/m (0.170)	60 (2.362)	-40/+80 (-40/+176)
TF-TU25-08	-08	13,0 (0.512)	21,0 (0.827)	25 (363)	78 (1131)	0,30 Kg/m (0.202)	80 (3.150)	-40/+80 (-40/+176)
TF-TU25-10	-10	16,0 (0.630)	25,0 (0.984)	25 (363)	78 (1131)	0,40 Kg/m (0.269)	100 (394)	-40/+80 (-40/+176)

536 JIC fittings

The 536 series fittings are designed for use with the 536 and 536B hose ranges.

Goodridge developed the 'sure lock' barbed tails specifically for use with the 536 hose range to ensure a simple, safe and reliable connection. In addition, the 536 hose can be turned on the barbed fitting tail for alignment in situ.

Fluid applications:

Fuel, Oil, Coolant, Air and Water.

Compatible hose:

536 and 536B

Material:

D = Aluminium (Blue)
DBK = Aluminium (Black)

Notes:

Once the hose is fitted it must be cut for the fitting to be removed.

536-01



Straight Female Concave Seat

Part No.	To suit hose	JIC/UNF
536-0104	536-04	7/16" x 20
536-0106	536-06	9/16" x 18
536-0108	536-08	3/4" x 16
536-0110	536-10	7/8" x 14
536-0112	536-12	1 1/16" x 12

536-45



45° swept tube female concave seat

Part No.	To suit hose	JIC/UNF
536-4504	536-04	7/16" x 20
536-4506	536-06	9/16" x 18
536-4508	536-08	3/4" x 16
536-4510	536-10	7/8" x 14
536-4512	536-12	1 1/16" x 12

536-90



90° swept tube female concave seat

Part No.	To suit hose	JIC/UNF
536-9004	536-04	7/16" x 20
536-9006	536-06	9/16" x 18
536-9008	536-08	3/4" x 16
536-9010	536-10	7/8" x 14
536-9012	536-12	1 1/16" x 12


536-120



120° swept tube female concave seat

Part No.	To suit hose	JIC/UNF
536-12004	536-04	7/16" x 20
536-12006	536-06	9/16" x 18
536-12008	536-08	3/4" x 16
536-12010	536-10	7/8" x 14
536-12012	536-12	1 1/16" x 12

536-150



150° swept tube female concave seat

Part No.	To suit hose	JIC/UNF
536-15004	536-04	7/16" x 20
536-15006	536-06	9/16" x 18
536-15008	536-08	3/4" x 16
536-15010	536-10	7/8" x 14
536-15012	536-12	1 1/16" x 12

536-180



180° swept tube female concave seat

Part No.	To suit hose	Thread
536-18004	536-04	JIC 7/16" x 20
536-18006	536-06	JIC 9/16" x 18
536-18008	536-08	JIC 3/4" x 16
536-18010	536-10	JIC 7/8" x 14
536-18012	536-12	JIC 1 1/16" x 12

Material Key:

B: Brass, C: Stainless Steel, CH: Chrome Plated, D: Aluminium, P: Zinc Plated Carbon Steel, Z1: Silver Plated Carbon Steel

536-01DBK

Straight Female Concave Seat

Part No.	To suit hose	JIC/UNF
536-0104DBK	536-04	7/16" x 20
536-0106DBK	536-06	9/16" x 18
536-0108DBK	536-08	3/4" x 16
536-0110DBK	536-10	7/8" x 14
536-0112DBK	536-12	1 1/16" x 12

536-45DBK

45° swept tube female concave seat

Part No.	To suit hose	JIC/UNF
536-4504DBK	536-04	7/16" x 20
536-4506DBK	536-06	9/16" x 18
536-4508DBK	536-08	3/4" x 16
536-4510DBK	536-10	7/8" x 14
536-4512DBK	536-12	1 1/16" x 12

536-90DBK

90° swept tube female concave seat

Part No.	To suit hose	JIC/UNF
536-9004DBK	536-04	7/16" x 20
536-9006DBK	536-06	9/16" x 18
536-9008DBK	536-08	3/4" x 16
536-9010DBK	536-10	7/8" x 14
536-9012DBK	536-12	1 1/16" x 12

536-120DBK

120° swept tube female concave seat

Part No.	To suit hose	JIC/UNF
536-12006DBK	536-06	9/16" x 18
536-12008DBK	536-08	3/4" x 16
536-12010DBK	536-10	7/8" x 14
536-12012DBK	536-12	1 1/16" x 12

536-150DBK

150° swept tube female concave seat

Part No.	To suit hose	JIC/UNF
536-15006DBK	536-06	9/16" x 18
536-15008DBK	536-08	3/4" x 16
536-15010DBK	536-10	7/8" x 14
536-15012DBK	536-12	1 1/16" x 12

536-180DBK

180° swept tube female concave seat

Part No.	To suit hose	JIC/UNF
536-18006DBK	536-06	9/16" x 18
536-18008DBK	536-08	3/4" x 16
536-18010DBK	536-10	7/8" x 14
536-18012DBK	536-12	1 1/16" x 12

536BK JIC fittings

The 536DBK series fittings are designed for use with the 536 and 536B hose ranges.

Goodridge developed the 'sure lock' barbed tails specifically for use with the 536 hose range to ensure a simple, safe and reliable connection. In addition, the 536 hose can be turned on the barbed fitting tail for alignment in situ.

Fluid applications:

Fuel, Oil, Coolant, Air and Water.

Compatible hose:

536 and 536B

Material:

D = Aluminium (Blue)
DBK = Aluminium (Black)

Notes:

Once the hose is fitted it must be cut for the fitting to be removed.

A grayscale, blurred image of industrial machinery, possibly a conveyor belt or a large machine, serves as the background for the entire page. The image is out of focus, showing various mechanical parts and structures in shades of gray.

GOODRIDGE

www.goodridge.com



06

BUILDALINE

GOODRIDGE

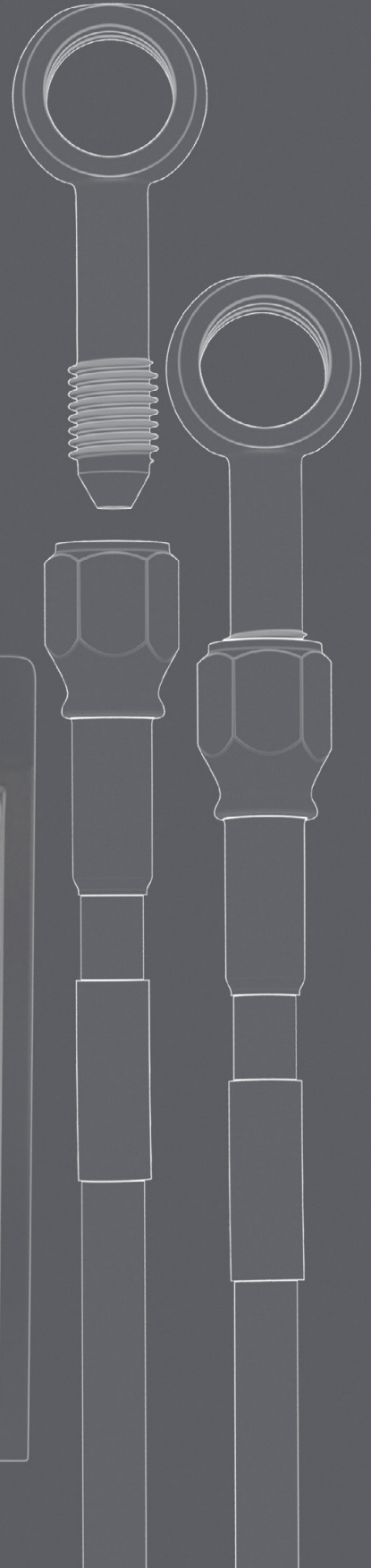
buildaline

Everything you need to build your own brake & clutch lines.

- Stainless steel braided PTFE lined hose
- Line length from 200mm to 1700mm (increments of 25mm)
- Stainless steel screw fit banjo fittings in 20°, 45°, 70°, 90° and straight
- Hose assemblies pressure tested to 2000 PSI
- FMVSS 106 and DOT compliant

No
pre- alignment
required

Easy to install



Material Key:

B: Brass, C: Stainless Steel, CH: Chrome Plated, D: Aluminium, P: Zinc Plated Carbon Steel, Z1: Silver Plated Carbon Steel

1. SELECT FITTINGS

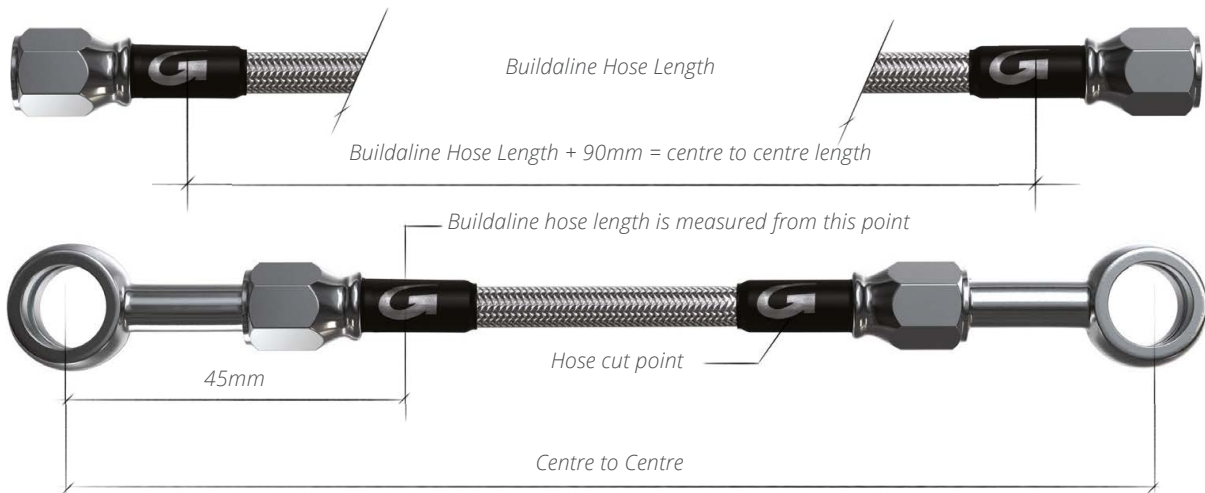
Select the appropriate fittings, adaptors and T-Pieces. *Fittings can be aligned on installation.*

**2. SELECT REQUIRED HOSE LENGTH**

Buildaline hoses are manufactured from 200mm to 1700mm (25mm increments). Measuring from the existing centre of banjo bolt to existing centre of banjo bolt, deleting 90mm to take account of the fittings at each end, will give you the correct Buildaline length to order.

**Custom lengths available in 25mm increments. Please contact us.*

**Remember to consider suspension travel when selecting hose lengths.*

**3. SELECT BOLTS****4. SELECT ANCILLARIES**

Select the appropriate fittings, adaptors and T-Pieces.

INSTALLATION GUIDE

1. Fit in place the banjo adaptors with the bolts and the correct amount of washers. Our recommended torque setting for this is 14 – 24 ft/lbs. This torque setting is advisory for the fittings, **NOT** for your master cylinder or calipers. **Care must be taken not to damage either your master cylinder or calipers.**

Please also ensure that you have chosen the correct threaded bolt for your application.

2. Locate the correct length hose. Route the hose safely, ensuring that it cannot be damaged by daily use of your bike, when the steering is at full lock. Use tube clamps if necessary (**SBKPLCC-05**) to help with the routing.

3. Screw the hose onto the banjo adaptors, making sure that it has been fully tightened.

Tip - As a rough guide, finger tight then a ¼ turn will give you 14 ft/lbs.

4. P-Clips (**SBKPLCC-05**) are available to ensure that your hoses are routed correctly.

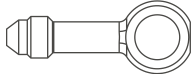
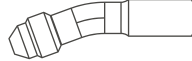
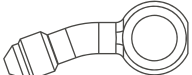
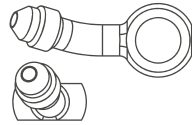

5. Bleed your brakes correctly and carefully following any special bleeding sequence as recommended in your bike manual. Use the manufactures recommended brake fluid. Goodridge recommend a high quality DOT 4 fluid

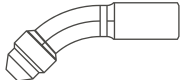
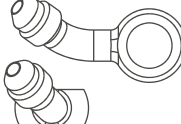
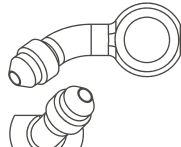
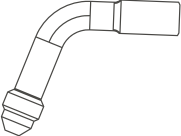
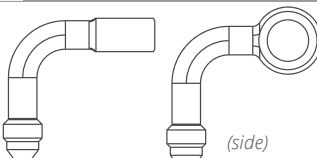
6. TEST FOR ANY LEAKS

7. After using your bike for the first time, we recommend that you give your brakes and fittings a thorough inspection to check for any leaks.

If any leaks are present, tighten your fittings and repeat step 5 once more.

1. BANJO FITTINGS

Part No.	Description	Hole (mm)
SBK592-03C	<i>Straight</i>	10
		
SBK593-03C	20°	10
		
SBK597-03C	20° <i>(Side bend)</i>	10
		
SBK593R-03C	20° <i>(Compound right)</i>	10
		
SBK593L-03C	20° <i>(Compound left)</i>	10
		

Part No.	Description	Hole (mm)
SBK594-03C	45°	10
		
SBK594R-03C	45° <i>(Compound right)</i>	10
		
SBK594L-03C	45° <i>(Compound left)</i>	10
		
SBK570-03C	70°	10
		
SBK599-03C	90°	10
SBK599S-03C	90° <i>(side)</i>	10
		

2. AVAILABLE HOSE LENGTHS

Part No	Hose length	Part No	Hose length
SB30200CL	200mm Hose	SB30750CL	750mm Hose
SB30225CL	225mm Hose	SB30775CL	775mm Hose
SB30250CL	250mm Hose	SB30800CL	800mm Hose
SB30275CL	275mm Hose	SB30825CL	825mm Hose
SB30300CL	300mm Hose	SB30850CL	850mm Hose
SB30325CL	325mm Hose	SB30875CL	875mm Hose
SB30350CL	350mm Hose	SB30900CL	900mm Hose
SB30375CL	375mm Hose	SB30925CL	925mm Hose
SB30400CL	400mm Hose	SB30950CL	950mm Hose
SB30425CL	425mm Hose	SB30975CL	975mm Hose
SB30450CL	450mm Hose	SB31000CL	1000mm Hose
SB30475CL	475mm Hose	SB31025CL	1025mm Hose
SB30500CL	500mm Hose	SB31050CL	1050mm Hose
SB30525CL	525mm Hose	SB31075CL	1075mm Hose
SB30550CL	550mm Hose	SB31100CL	1100mm Hose
SB30575CL	575mm Hose	SB31125CL	1125mm Hose
SB30600CL	600mm Hose	SB31150CL	1150mm Hose
SB30625CL	625mm Hose	SB31175CL	1175mm Hose
SB30650CL	650mm Hose	SB31200CL	1200mm Hose
SB30675CL	675mm Hose	SB31225CL	1225mm Hose
SB30700CL	700mm Hose	SB31250CL	1250mm Hose
SB30725CL	725mm Hose	SB31275CL	1275mm Hose

Part No	Hose length
SB31300CL	1300mm Hose
SB31325CL	1325mm Hose
SB31350CL	1350mm Hose
SB31375CL	1375mm Hose
SB31400CL	1400mm Hose
SB31425CL	1425mm Hose
SB31450CL	1450mm Hose

Part No	Hose length
SB31475CL	11475mm Hose
SB31500CL	1500mm Hose
SB31600CL	1600mm Hose
SB31700CL	1700mm Hose





Material Key:

B: Brass, C: Stainless Steel, CH: Chrome Plated, D: Aluminium, P: Zinc Plated Carbon Steel, Z1: Silver Plated Carbon Steel

3. BOLTS

Part No	Description	
SBK992-03-31SC	Single banjo bolt M10 (Brembo)	
SBK992-03-32C	Single banjo bolt M10 x 1.25	
SBK993-03-31SC	Double banjo bolt M10 (Brembo)	
SBK993-03-32C	Double banjo bolt M10 x 1.25	
SBK992-31BNSC	Single banjo bolt M10 (Brembo) with bleed nipple	

4. ANCILLARIES

Part No	Description	
SBK305-03-31C SBK305-03-32C	M10 x 1.25 M10 x 1.00	
5130-03C	3/8 JIC T-Piece	
SBKPLCC-05	P-Clip	
44516	Copper washer M10 (Pack of 10)	

MOTORCYCLE BOLT THREAD GUIDE

Manufacturer	Caliper/ Year	Bolt Thread
APRILIA	All	M10x1.0 Short
BIMOTA	All	M10x1.0 Short
BMW	All	M10x1.0 Short
CAGIVA	All	M10x1.0 Short
DUCATI	All	M10x1.0 Short
HONDA	Standard	M10x1.25
	Brembo	M10x1.0 Short
KAWASAKI	Standard	M10x1.25
	Brembo	M10x1.0 Short
MOTO GUZZI	All	M10x1.0 Short
SUZUKI	Standard Pre 94	M10x1.0
	Standard 94-02 Front	M10x1.25
	Standard 94-02 Rear	M10x1.0
	Standard 02 on	M10x1.25
TRIUMPH	Pre Hinckley	3/8x24
	Hinckley Models Standard	M10x1.25
	Hinckley Models Brembo	M10x1.0 Short
YAMAHA	All	M10x1.25

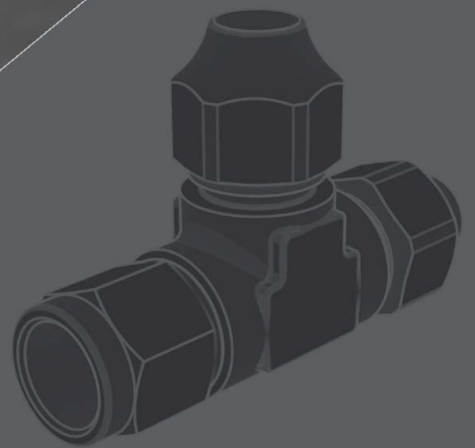
Please note: This is a guide only and some models may vary. If in doubt please contact your local Goodridge distributor for more information.





GOODRIDGE

www.goodridge.com



07

HARDLINE AND FITTINGS

GOODRIDGE

Hardline 836 Series

Goodridge supply a range of stainless steel and aluminium hard line to suit high pressure applications. Often used in combination with flexi-hose to make up a complete hose assembly.

Stainless steel hard line is available in AN-03, ideal for brake and clutch systems. Aluminium hard line is available in AN-04 and AN-06, ideal for air jack, fuel, oil and water systems.

A complete range of hard line fittings are also available to suit each individual application.

Please also see the 'adaptors' section for T-Pieces and adaptors.

Benefits:

- Uninterrupted flow
- Burst pressure up to 21,000 PSI / 1447 BAR
- Bend radius to 5mm

Features:

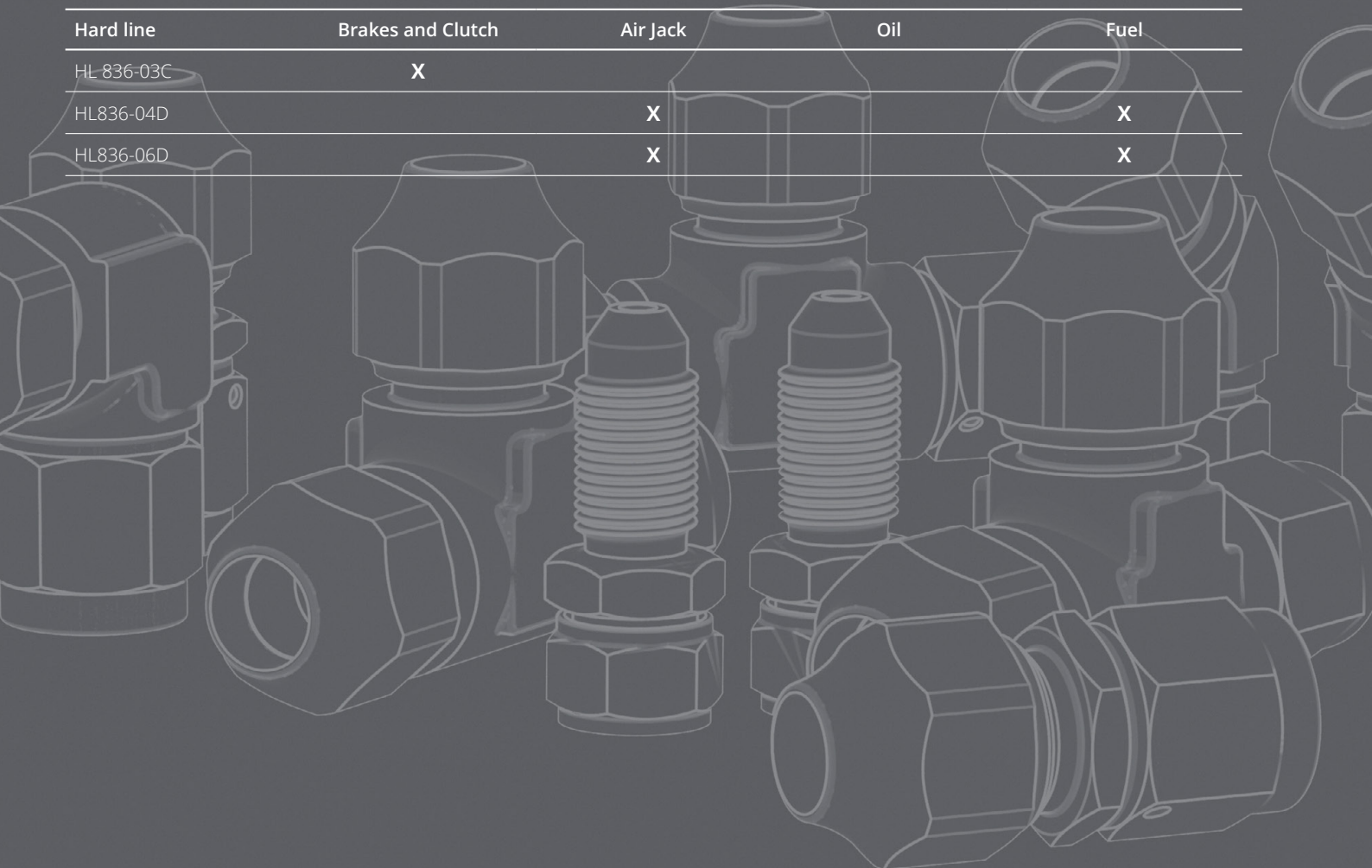
- Fitting range available
- Smooth bore
- Seamless

Contact us for
CNC formed
assemblies

Which hard line do I need?

836 hard line comparison chart:

Hard line	Brakes and Clutch	Air Jack	Oil	Fuel
HL 836-03C	X			
HL836-04D		X		X
HL836-06D		X		X



Material Key:

B: Brass, C: Stainless Steel, CH: Chrome Plated, D: Aluminium, P: Zinc Plated Carbon Steel, Z1: Silver Plated Carbon Steel

Fluid applications:

Brake and clutch systems.

Material:

Seamless Stainless/Mild Steel

Notes:

Supplied in 3m lengths

Contact us for:

CNC formed assemblies









Mild steel (B1213) 'Bundy tube' and
Cupronickel equivalents (K1213)**HL836 STAINLESS STEEL & MILD STEEL BUNDY TUBE**

Goodridge HL836 AN-03 Stainless steel hard line is ideal for brake and clutch applications.

Constructed of cold drawn seamless Stainless Steel, the hard line gives consistent flares and non-collapsing bends.

It is possible to flare the tube using a hand operated flaring tool.

**Data in this table is for the hardline only**

Part No.	Dash  Size	Max Bore Size  mm / inches	Wall Thickness  mm / inches	Outer Diameter  mm / inches	Working Press  Bar / Psi	Burst Pres  Bar / Psi	Weight  Kg/M / Lb/Ft	Min Bend Rad  mm / inches
HL836-03C	-03	3,27 (0,128)	0,72 (0,028)	4,80 (0,189)	358 (5200)	1447 (21000)	0,071 (0,048)	5,00 (0,20)
B1213	-03	3,36 (0,133)	0,72 (0,028)	4,80 (0,189)	343 (5076)	1050 (15228)	0,071 (0,048)	7,20 (0,28)

Fluid applications:

Air jack, Fuel, Oil and Water.

Material:

Aluminium

Notes:Supplied in 4m lengths
(Straight or coiled)**Contact us for:**









CNC formed assemblies

HL836 ALUMINIUM

Goodridge HL836 AN-04 and AN-06 Aluminium hard line is the ultimate light weight hard line solution; ideal for air jack, fuel, oil and water applications.

The Hycot® tube is a corrosion resistant, light weight, precision drawn aluminium tube with a polyamide coating; providing strength and rigidity whilst allowing it to be formed to suit the installation. HL 836 fitting design does not require the tube to be flared, in addition a range of banjo, tee-piece, male and female fittings are available to complete the installation of complex systems, in tight environments.

**Data in this table is for the hardline only**

Part No.	Dash  Size	Max Bore Size  mm / inches	Wall Thickness  mm / inches	Outer Diameter  mm / inches	Working Press  Bar / Psi	Burst Pres  Bar / Psi	Weight  Kg/M / Lb/Ft	Min Bend Rad  mm / inches
HL836-04D	-04	6,04 (0,237)	1,00 (0,039)	8,04 (0,317)	95 (1378)	290 (4206)	0,059 (0,040)	16,00 (0,63)
HL836-06D	-06	8,04 (0,317)	1,00 (0,039)	10,04 (0,400)	95 (1378)	290 (4206)	0,070 (0,047)	20,00 (0,71)

Fluid applications:

Brake and clutch systems.

Material:

Cupro-Nickel









Notes:

Supplied in 7.62m lengths (coiled)

CUPRO-NICKEL TUBE

Ideal for replacing existing brake hard line. The tube can be flared using a good quality hand operated flaring tool. Supplied coiled.

**Data in this table is for the hardline only**

Part No.	Dash  Size	Max Bore Size  mm / inches	Wall Thickness  mm / inches	Outer Diameter  mm / inches	Working Press  Bar / Psi	Burst Pres  Bar / Psi	Weight  Kg/M / Lb/Ft	Min Bend Rad  mm / inches
K1213	-03	3,34 (0,131)	0,71 (0,027)	4,76 (0,187)	215 (3120)	860 (12480)	0,071 (0,048)	7,14 (0,281)

HL836 Stainless steel AN-03 fittings

Goodridge HL836 AN-03 Stainless Steel hard line range includes bespoke fittings for brake and clutch applications.

N8000



Male tube nut

Part No.	To suit	Thread	Mat
N8401	HL836-03C	M10 x 1,00 SHORT	P
N8402	HL836-03C	M10 x 1,00 LONG	P
N8412	HL836-03C	M12 x 1,00	P
N8426	HL836-03C	3/8 x 24	P
N8426C	HL836-03C	3/8 x 24	C
N8462	HL836-03C	7/16 x 20	P

AN818



Female tube nut (to be used with 819)

Part No.	To suit	Thread	Mat
818-31C	HL836-03C	M10 x 1,00	C
AN818-03C	HL836-03C	3/8 x 24	C

AN819



Tube sleeve (to be used with 818)

Part No.	To suit	Thread	Mat
AN819-03C	HL836-03C	-	C

N1400



Female tube nut

Part No.	To suit	Thread	Mat
N1401	HL836-03C	M10 x 1,00	P
N1406	HL836-03C	3/8 x 24	P
N1460	HL836-03C	7/16 x 20	P

Fitting type:

Tube nut

Compatible hard line:

HL 836 (AN-03)

Material:

P = Zinc plated carbon steel

C = Stainless Steel



Top Tip: Please see assembly instructions in the 'Assembly instructions and Technical Information' section at the back of the catalogue.


Material Key:

B: Brass, C: Stainless Steel, CH: Chrome Plated, D: Aluminium, P: Zinc Plated Carbon Steel, Z1: Silver Plated Carbon Steel

HL821

Straight female swivel

Part No.	To suit	JIC/UNF	Mat
HL821-0406D	HL836-04D	9/16 x 18	D
HL821-04D	HL836-04D	7/16 x 20	D
HL821-06D	HL836-06D	9/16 x 18	D

HL822

45° female swivel

Part No.	To suit	JIC/UNF	Mat
HL822-06D	HL836-06D	9/16 x 18	D

HL823

90° female swivel

Part No.	To suit	JIC/UNF	Mat
HL823-0406D	HL836-04D	9/16 x 18	D
HL823-04D	HL836-04D	7/16 x 20	D
HL823-06D	HL836-06D	9/16 x 18	D

HL591


Straight banjo

Part No.	To suit hose	Hole size	JIC/UNF	Mat
HL591-06D	HL836-06D	14,29 mm	9/16 x 18	D

HL811

Coupler

Part No.	To suit hose	Mat
HL811-06D	HL836-06D	D

HL814

Tee piece

Part No.	To suit hose	Mat
HL814-06D	HL836-06D	D

HL836 Aluminium AN-04 & 06 JIC fittings

Goodridge HL836 AN-04 and AN-06 Aluminium hard line is accompanied by a range of bespoke fittings for air jack, fuel, oil and water applications.

Fitting type:

Reusable tube connectors

Compatible hard line:

HL 836 (AN-04 & AN-06)


Material:

D = Aluminium

HL836 Aluminium AN-04 & 06 JIC fittings

Goodridge HL836 AN-04 and AN-06 Aluminium hard line is accompanied by a range of bespoke fittings for air jack, fuel, oil and water applications.

HL824



Tee piece with female swivel on the run

Part No.	To suit	JIC/UNF	Mat
HL824-06D	HL836-06D	9/16 x 18	D

HL854



Tee piece with female swivel on leg

Part No.	To suit	JIC/UNF	Mat
HL854-06D	HL836-06D	9/16 x 18	D

HL831



Straight male

Part No.	To suit	JIC/UNF	Mat
HL831-0406D	HL836-04D	9/16 x 18	D
HL831-06D	HL836-06D	9/16 x 18	D

HL841



Straight male bulkhead

Part No.	To suit	JIC/UNF	Mat
HL841-06D	HL836-06D	9/16 x 18	D

HL837



45° male bulkhead

Part No.	To suit	JIC/UNF	Mat
HL837-06D	HL836-06D	9/16 x 18	D

HL843



90° male bulkhead

Part No.	To suit	JIC/UNF	Mat
HL843-06D	HL836-06D	9/16 x 18	D

Fitting type:

Reusable tube connectors

Compatible hard line:

HL 836 (AN-04 & AN-06)

Material:

D = Aluminium

Material Key:

B: Brass, C: Stainless Steel, CH: Chrome Plated, D: Aluminium, P: Zinc Plated Carbon Steel, Z1: Silver Plated Carbon Steel

1209


Replacement olive

Part No.	To suit hose	Mat
1209-04D	HL836_04D	D
1209-06D	HL836_06D	D

1210

Replacement socket

Part No.	To suit hose	Mat
1210-04D	HL836_04D	D
1210-06D	HL836_06D	D

AN924

Nut

Part No.	JIC/UNF	Mat	Note
AN924-06D	9/16 x 18	D	-
AN924-06DBK	9/16 x 18	D	Black

HL836 Aluminium AN-04 & 06 JIC fittings

Goodridge HL836 AN-04 and AN-06 Aluminium hard line is accompanied by a range of bespoke fittings for air jack, fuel, oil and water applications.



Top Tip: Please see assembly instructions in the 'Assembly instructions and Technical Information' section at the back of the catalogue.

Fitting type:

Reusable tube connectors

Compatible hard line:

HL 836 (AN-04 & AN-06)


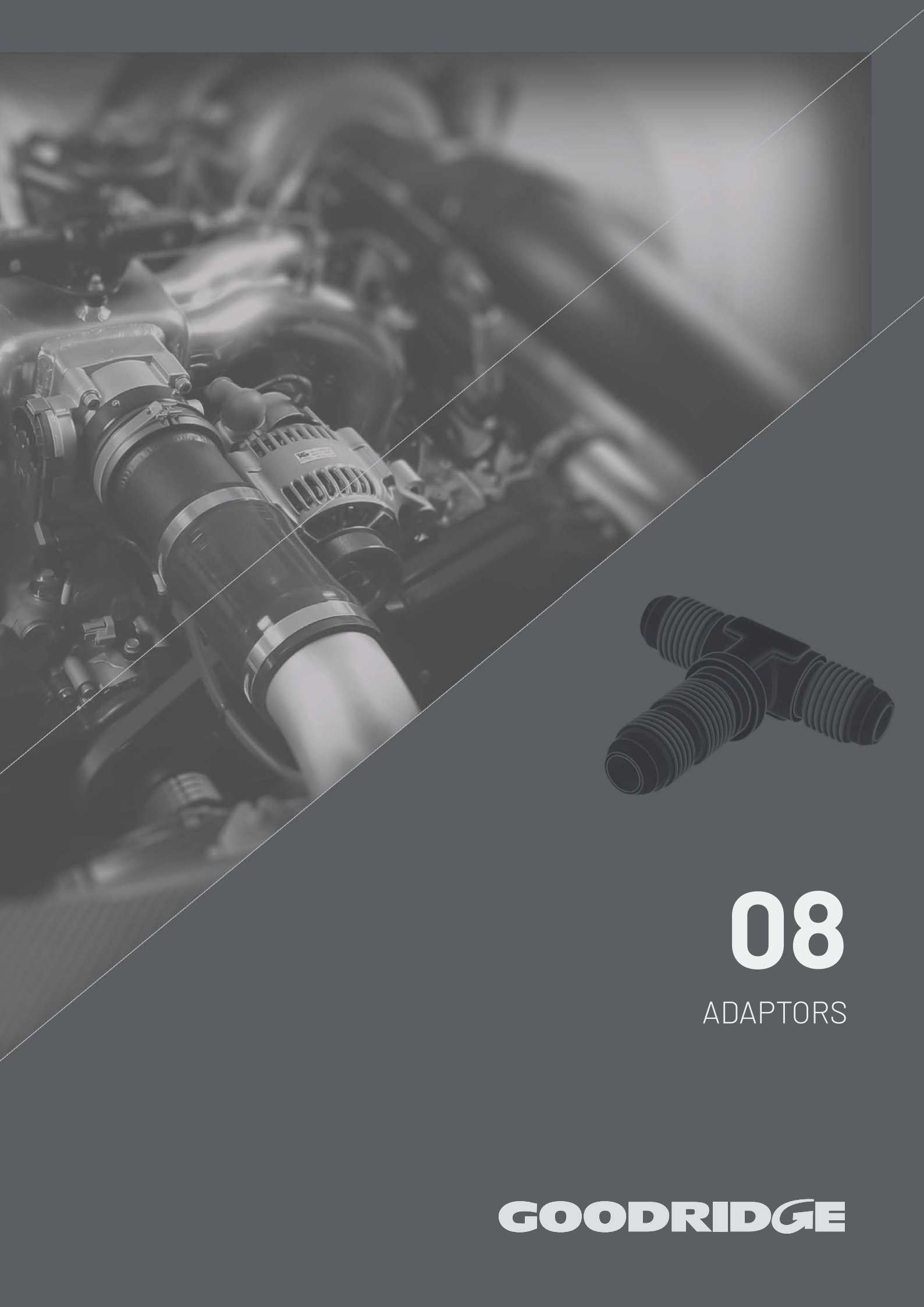
Material:

D = Aluminium



GOODRIDGE

www.goodridge.com



08

ADAPTORS

GOODRIDGE

Adaptors

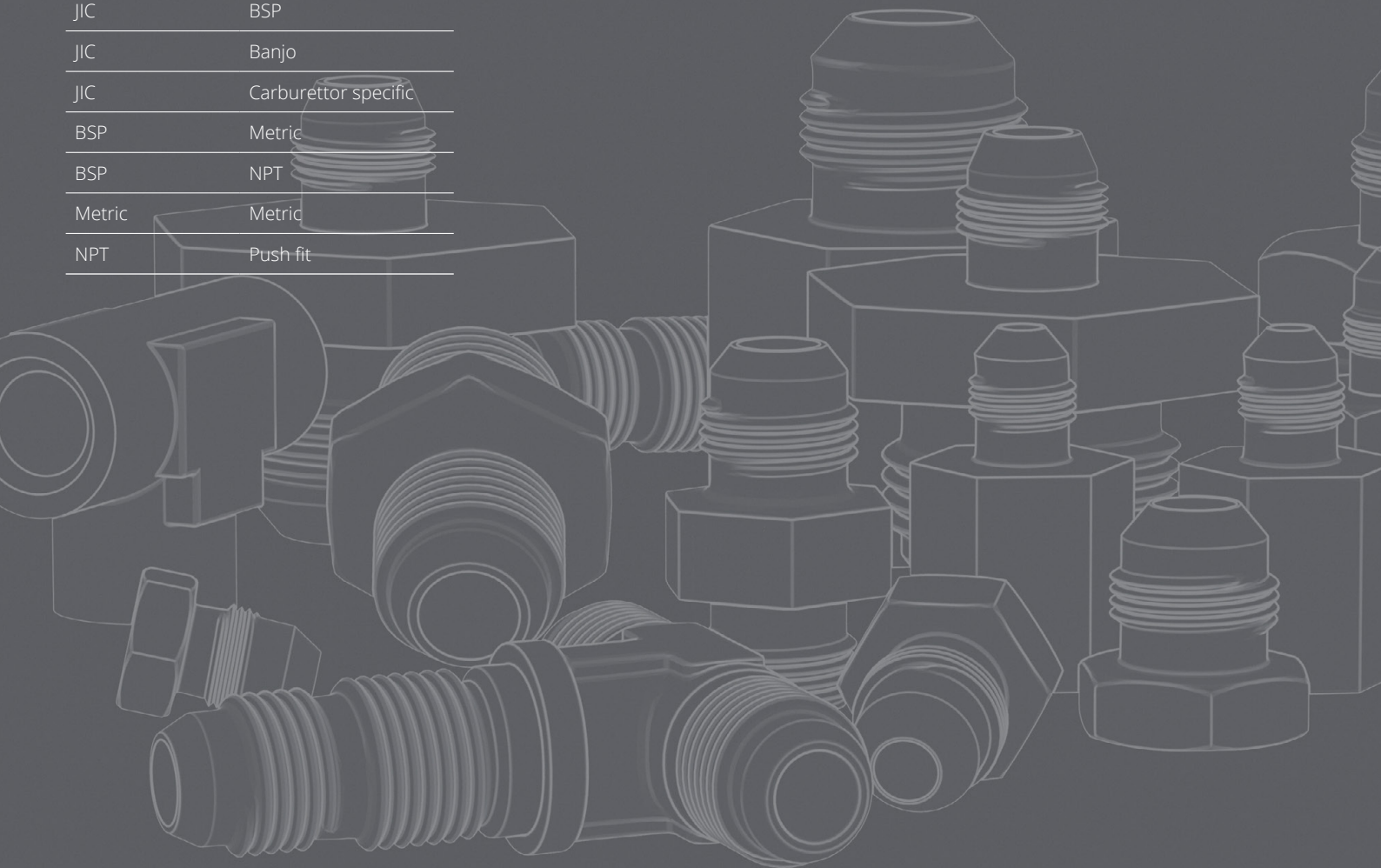
Whether you are building a racing car/bike or custom project, Goodridge supply adaptors, plugs and T-Pieces to suit a wide range of applications.

In addition, 'special' adaptors including carburettor specific, fuel sensor take off's, power steering and pressure switch adaptors are available.

At the end of this section you will find brake adaptors – used to convert a wide variety of OEM braking hardware to JIC/ UNF threads, ready to accept stainless steel braided brake lines.


Adaptors are available in the following configurations:

Thread A	Thread B
JIC	JIC
JIC	NPT
JIC	Metric
JIC	BSP
JIC	Banjo
JIC	Carburettor specific
BSP	Metric
BSP	NPT
Metric	Metric
NPT	Push fit




Material Key:

B: Brass, C: Stainless Steel, CH: Chrome Plated, D: Aluminium, P: Zinc Plated Carbon Steel, Z1: Silver Plated Carbon Steel

815

Equal male

Part No.	JIC/UNF	Mat	Note
815-02C	5/16 x 24	C	-
815-03C	3/8 x 24	C	-
815-03CH	3/8 x 24	CH	-
815-03P	3/8 x 24	P	-
815-04C	7/16 x 20	C	-
815-04P	7/16 x 20	P	-
815-06P	9/16 x 18	P	-
815-08P	3/4 x 16	P	-
815-10P	7/8 x 14	P	-
815-12P	1 1/16 x 12	P	-
815-16P	1 5/16 x 12	P	-

AN815

AN815-02D	5/16 x 24	D	-
AN815-03D	3/8 x 24	D	-
AN815-04D	7/16 x 20	D	-
AN815-04DBK	7/16 x 20	D	Black
AN815-05D	1/2 x 20	D	-
AN815-06D	9/16 x 18	D	-
AN815-06DBK	9/16 x 18	D	Black
AN815-08D	3/4 x 16	D	-
AN815-08DBK	3/4 x 16	D	Black
AN815-10D	7/8 x 14	D	-
AN815-10DBK	7/8 x 14	D	Black
AN815-12D	1 1/16 x 12	D	-
AN815-12DBK	1 1/16 x 12	D	Black
AN815-16D	1 5/16 x 12	D	-
AN815-16DBK	1 5/16 x 12	D	Black

815V

Equal male convex-concave

Part No.	JIC/UNF	Mat	Note
815-03VC	3/8 x 24	C	-
815-03VCH	3/8 x 24	CH	-
815-03VP	3/8 x 24	P	-

AN821

90° elbow male

Part No.	JIC/UNF	Mat	Note
AN821-03C	3/8 x 24	C	-
AN821-03D	3/8 x 24	D	-
AN821-04D	7/16 x 20	D	-
AN821-06D	9/16 x 18	D	-
AN821-06DBK	9/16 x 18	D	Black
AN821-08D	3/4 x 16	D	-
AN821-08DBK	3/4 x 16	D	Black
AN821-10D	7/8 x 14	D	-
AN821-12D	1 1/16 x 12	D	-
AN821-16D	1 5/16 x 12	D	-

JIC to JIC equal thread Adaptors**Fitting type:**

Adaptor

Material:

C, CH, D, P, Z1

Colour:

D= Blue (Unless stated)

Please note:

When ordering parts available in steel or Stainless Steel, please remove the 'AN' prefix.


Example part no:

AN804-03D = Aluminium

804-03C = Stainless Steel

JIC to JIC equal thread Adaptors

AN824



Male tee

Part No.	JIC/UNF	Mat	Note
AN824-03C	3/8 x 24	C	-
AN824-03D	3/8 x 24	D	-
AN824-04C	7/16 x 20	C	-
AN824-04D	7/16 x 20	D	-
AN824-04DBK	7/16 x 20	D	Black
AN824-06D	9/16 x 18	D	-
AN824-06DBK	9/16 x 18	D	Black
AN824-08D	3/4 x 16	D	-
AN824-08DBK	3/4 x 16	D	Black
AN824-10D	7/8 x 14	D	-
AN824-10DBK	7/8 x 14	D	Black
AN824-12D	1 1/16 x 12	D	-
AN824-12DBK	1 1/16 x 12	D	Black
AN824-16D	1 5/16 x 12	D	-

AN827



Male 4 way

Part No.	JIC/UNF	Mat	Note
AN827-04D	7/16 x 18	D	-
AN827-06D	9/16 x 18	D	-


832



Male bulkhead

Part No.	JIC/UNF	Mat	Note
832-03C	3/8 x 24	C	-
832-03P	3/8 x 24	P	-
832-04P	7/16 x 20	P	-
832-06P	9/16 x 18	P	-

AN832



AN832-03D	3/8 x 24	D	-
AN832-04C	7/16 x 20	C	-
AN832-04D	7/16 x 20	D	-
AN832-04DBK	7/16 x 20	D	Black
AN832-06D	9/16 x 18	D	-
AN832-06DBK	9/16 x 18	D	Black
AN832-08D	3/4 x 16	D	-
AN832-08DBK	3/4 x 16	D	Black
AN832-10D	7/8 x 14	D	-
AN832-10DBK	7/8 x 14	D	Black
AN832-12D	1 1/16 x 12	D	-
AN832-12DBK	1 1/16 x 12	D	Black
AN832-16D	1 5/16 x 12	D	-
AN832-16DBK	1 5/16 x 12	D	Black

Fitting type:

Adaptor

Material:

C, CH, D, P, Z1

Colour:

D= Blue (Unless stated)

Please note:

When ordering parts available in steel or Stainless Steel, please remove the 'AN' prefix.

Example part no:

AN804-03D = Aluminium
804-03C = Stainless Steel

Material Key:

B: Brass, C: Stainless Steel, CH: Chrome Plated, D: Aluminium, P: Zinc Plated Carbon Steel, Z1: Silver Plated Carbon Steel

AN837

45° male bulkhead

Part No.	JIC/UNF	Mat	Note
AN837-03C	3/8 x 24	C	-
AN837-03D	3/8 x 24	D	-
AN837-04D	7/16 x 20	D	-
AN837-04DBK	7/16 x 20	D	Black
AN837-06D	9/16 x 18	D	-
AN837-06DBK	9/16 x 18	D	Black
AN837-08D	3/4 x 16	D	-
AN837-10D	7/8 x 14	D	-
AN837-12D	1 1/16 x 12	D	-
AN837-16D	1 5/16 x 12	D	-

AN833

90° male bulkhead

Part No.	JIC/UNF	Mat	Note
AN833-03C	3/8 x 24	C	-
AN833-03D	3/8 x 24	D	-
AN833-04C	7/16 x 20	C	-
AN833-04D	7/16 x 20	D	-
AN833-04DBK	7/16 x 20	D	Black
AN833-06D	9/16 x 18	D	-
AN833-06DBK	9/16 x 18	D	Black
AN833-08D	3/4 x 16	D	-
AN833-08DBK	3/4 x 16	D	Black
AN833-10D	7/8 x 14	D	-
AN833-12D	1 1/16 x 12	D	-
AN833-12DBK	1 1/16 x 12	D	Black
AN833-16D	1 5/16 x 12	D	-

AN804

Bulkhead tee on run

Part No.	JIC/UNF	Mat	Note
AN804-03D	3/8 x 24	D	-
AN804-04D	7/16 x 20	D	-
AN804-06D	9/16 x 18	D	-
AN804-08D	3/4 x 16	D	-

JIC to JIC equal thread Adaptors**Fitting type:**

Adaptor

Material:

C, CH, D, P, Z1

Colour:

D= Blue (Unless stated)

Please note:

When ordering parts available in steel or Stainless Steel, please remove the 'AN' prefix.

Example part no:

AN804-03D = Aluminium

804-03C = Stainless Steel



Top Tip: Please see common thread sizes and Technical Information section at the back of the catalogue.

JIC to JIC equal thread Adaptors

AN834



Male bulkhead tee

Part No.	JIC/UNF	Mat	Note
AN834-03C	3/8 x 24	C	-
AN834-03D	3/8 x 24	D	-
AN834-04D	7/16 x 20	D	-
AN834-06D	9/16 x 18	D	-
AN834-06DBK	9/16 x 18	D	Black
AN834-08D	3/4 x 16	D	-
AN834-12D	1 1/16 x 12	D	-

AN938



Female tee

Part No.	JIC/UNF	Mat	Note
AN938-04D	7/16 x 20	D	-
AN938-06D	9/16 x 18	D	-
AN938-08D	3/4 x 16	D	-
AN938-10D	7/8 x 14	D	-
AN938-12D	1 1/16 x 12	D	-

AN806



Plug

Part No.	JIC/UNF	Mat	Note
AN806-02D	5/16 x 24	D	-
AN806-03D	3/8 x 24	D	-
AN806-04D	7/16 x 20	D	-
AN806-04DBK	7/16 x 20	D	Black
AN806-06D	9/16 x 18	D	-
AN806-06DBK	9/16 x 18	D	Black
AN806-08D	3/4 x 16	D	-
AN806-08DBK	3/4 x 16	D	Black
AN806-10D	7/8 x 14	D	-
AN806-10DBK	7/8 x 14	D	Black
AN806-12D	1 1/16 x 12	D	-
AN806-12DBK	1 1/16 x 12	D	Black
AN806-16D	1 5/16 x 12	D	-
AN806-16DBK	1 5/16 x 12	D	Black

AN814



Port plug

Part No.	JIC/UNF	Mat	Note
AN814-03D	3/8 x 24	D	-
AN814-04D	7/16 x 20	D	-
AN814-04DBK	7/16 x 20	D	Black
AN814-06D	9/16 x 18	D	-
AN814-06DBK	9/16 x 18	D	Black
AN814-08D	3/4 x 16	D	-
AN814-08DBK	3/4 x 16	D	Black
AN814-10D	7/8 x 14	D	-
AN814-10DBK	7/8 x 14	D	Black
AN814-12D	1 1/16 x 12	D	-

Fitting type:

Adaptor

Material:

C, CH, D, P, Z1

Colour:

D= Blue (Unless stated)

Please note:

When ordering parts available in steel or Stainless Steel, please remove the 'AN' prefix.

Example part no:

AN804-03D = Aluminium
804-03C = Stainless Steel


Material Key:

B: Brass, C: Stainless Steel, CH: Chrome Plated, D: Aluminium, P: Zinc Plated Carbon Steel, Z1: Silver Plated Carbon Steel

AN814SD

Port plug with socket hex (o ring)

Part No.	JIC/UNF	Mat	Note
AN814-03SD	3/8 x 24	D	-
AN814-04SD	7/16 x 20	D	-
AN814-06SD	9/16 x 18	D	-

AN818

Tube nut


Part No.	JIC/UNF	Mat	Note
AN818-03D	3/8 x 24	D	-
AN818-04D	7/16 x 20	D	-
AN818-06D	9/16 x 18	D	-

(see sleeve on page 130)

AN929

Cap

Part No.	JIC/UNF	Mat	Note
AN929-02D	5/16 x 24	D	-
AN929-03D	3/8 x 24	D	-
AN929-04D	7/16 x 20	D	-
AN929-04DBK	7/16 x 20	D	Black
AN929-05D	1/2 x 20	D	-
AN929-06D	9/16 x 18	D	-
AN929-06DBK	9/16 x 18	D	Black
AN929-08D	3/4 x 16	D	-
AN929-08DBK	3/4 x 16	D	Black
AN929-10D	7/8 x 14	D	-
AN929-10DBK	7/8 x 14	D	Black
AN929-12D	1 1/16 x 12	D	-
AN929-12DBK	1 1/16 x 12	D	Black
AN929-16D	1 5/16 x 12	D	-
AN929-16DBK	1 5/16 x 12	D	Black
AN929-20D	1 5/8 x 12	D	-
AN929-20DBK	1 5/8 x 12	D	Black

AN924

Nut

Part No.	JIC/UNF	Mat	Note
AN924-03D	3/8 x 24	D	-
AN924-04C	7/16 x 20	C	-
AN924-04D	7/16 x 20	D	-
AN924-04DBK	7/16 x 20	D	Black
AN924-06D	9/16 x 18	D	-
AN924-06DBK	9/16 x 18	D	Black
AN924-08D	3/4 x 16	D	-
AN924-08DBK	3/4 x 16	D	Black
AN924-10D	7/8 x 14	D	-
AN924-10DBK	7/8 x 14	D	Black
AN924-12D	1 1/16 x 12	D	-
AN924-12DBK	1 1/16 x 12	D	Black
AN924-16D	1 5/16 x 12	D	-
AN924-16DBK	1 5/16 x 12	D	Black

JIC to JIC equal thread Adaptors**Fitting type:**

Adaptor

Material:

C, CH, D, P, Z1

Colour:

D= Blue (Unless stated)

Please note:

When ordering parts available in steel or Stainless Steel, please remove the 'AN' prefix.

Example part no:AN804-03D = Aluminium
804-03C = Stainless Steel

JIC to JIC equal thread Adaptors

AN819



Tube sleeve

Part No.	Mat	Note
AN819-03D	D	For use with AN818-03
AN819-04D	D	For use with AN818-04
AN819-06D	D	For use with AN818-06

AN971



Male weld flange adaptor

Part No.	JIC/UNF	Mat	Note
AN971-04D	7/16 x 20	D	-
AN971-06D	9/16 x 18	D	-
AN971-08D	3/4 x 16	D	-
AN971-10D	7/8 x 14	D	-
AN971-12D	1 1/16 x 12	D	-
AN971-16D	1 5/16 x 12	D	-
AN971-20D	1 5/8 x 12	D	-

AN871



Female weld on adaptor

Part No.	JIC/UNF	Mat	Note
AN871-04D	7/16 x 20	D	-
AN871-06D	9/16 x 18	D	-
AN871-08D	3/4 x 16	D	-
AN871-10D	7/8 x 14	D	-
AN871-12D	1 1/16 x 12	D	-

Fitting type:

Adaptor

Material:

C, CH, D, P, Z1

Colour:

D= Blue (Unless stated)

Please note:

When ordering parts available in steel or Stainless Steel, please remove the 'AN' prefix.

Example part no:


AN804-03D = Aluminium
804-03C = Stainless Steel



Top Tip: Please see common thread sizes and Technical Information section at the back of the catalogue.


Material Key:

B: Brass, C: Stainless Steel, CH: Chrome Plated, D: Aluminium, P: Zinc Plated Carbon Steel, Z1: Silver Plated Carbon Steel

919


Male to male

Part No.	JIC/UNF A	JIC/UNF B	Mat
919-04-03C	7/16 x 20	3/8 x 24	C
919-04-03P	7/16 x 20	3/8 x 24	P
919-04-44P	7/16 x 20	7/16 x 24	P
919-06-03D	9/16 x 18	3/8 x 24	D
919-06-04P	9/16 x 18	7/16 x 20	P
919-08-06P	3/4 x 16	9/16 x 18	P
919-10-08P	7/8 x 14	3/4 x 16	P
919-10-06P	7/8 x 14	9/16 x 18	P
919-12-10P	1 1/16 x 12	7/8 x 14	P

AN919

Male to male

Part No.	JIC/UNF A	JIC/UNF B	Mat	Note
AN919-0D	5/16 x 24	3/8 x 24	D	
AN919-01D	5/16 x 24	7/16 x 20	D	-
AN919-02D	3/8 x 24	7/16 x 20	D	-
AN919-02DBK	3/8 x 24	7/16 x 20	D	Black
AN919-03D	7/16 x 20	1/2 x 20	D	-
AN919-06D	9/16 x 18	7/16 x 20	D	-
AN919-06DBK	9/16 x 18	7/16 x 20	D	Black
AN919-07D	9/16 x 18	1/2 x 20	D	-
AN919-0D	5/16 x 24	3/8 x 24	D	-
AN919-10D	3/4 x 16	7/16 x 20	D	-
AN919-10DBK	3/4 x 16	7/16 x 20	D	Black
AN919-12D	9/16 x 18	3/4 x 16	D	-
AN919-12DBK	9/16 x 18	3/4 x 16	D	Black
AN919-14D	7/8 x 14	9/16 x 18	D	-
AN919-14DBK	7/8 x 14	9/16 x 18	D	Black
AN919-15D	7/8 x 14	3/4 x 16	D	-
AN919-18D	1 1/16 x 12	9/16 x 18	D	-
AN919-19D	1 1/16 x 12	3/4 x 16	D	-
AN919-19DBK	1 1/16 x 12	3/4 x 16	D	Black
AN919-20D	1 1/16 x 12	7/8 x 14	D	-
AN919-20DBK	1 1/16 x 12	7/8 x 14	D	Black
AN919-22D	1 5/16 x 12	7/8 x 14	D	-
AN919-23D	1 5/16 x 12	1 1/16 x 12	D	-
AN919-23DBK	1 5/16 x 12	1 1/16 x 12	D	Black

AN824U

Tee with unequal leg

Part No.	JIC/UNF A	JIC/UNF B	Mat	Note
AN824-06-06-08D	9/16 x 18	3/4 x 16	D	-

JIC to JIC unequal thread Adaptors**Fitting type:**

Adaptor

Material:

C, CH, D, P, Z1

Colour:

D= Blue (Unless stated)

JIC male to female Adaptors


AN950



Female to male adaptor (JIC seats) reducer

Part No.	JIC/UNF A	JIC/UNF B	Mat	Note
AN950-04-03D	7/16 x 20	3/8 x 24	D	-
AN950-06-03D	9/16 x 18	3/8 x 24	D	-
AN950-06-04D	9/16 x 18	7/16 x 20	D	-
AN950-08-04D	3/4 x 16	7/16 x 20	D	-
AN950-08-06D	3/4 x 16	9/16 x 18	D	-
AN950-08-06DBK	3/4 x 16	9/16 x 18	D	Black
AN950-10-06D	7/8 x 14	9/16 x 18	D	-
AN950-10-06DBK	7/8 x 14	9/16 x 18	D	Black
AN950-10-08D	7/8 x 14	3/4 x 16	D	-
AN950-10-08DBK	7/8 x 14	3/4 x 16	D	Black
AN950-12-08D	1 1/16 x 12	3/4 x 16	D	-
AN950-12-08DBK	1 1/16 x 12	3/4 x 16	D	Black
AN950-12-10D	1 1/16 x 12	7/8 x 14	D	-
AN950-12-10DBK	1 1/16 x 12	7/8 x 14	D	Black
AN950-16-12D	1 5/16 x 12	1 1/16 x 12	D	-

AN951



Female to male adaptor (JIC seats) expander

Part No.	JIC/UNF A	JIC/UNF B	Mat	Note
AN951-03-04C	3/8 x 24	7/16 x 20	C	-
AN951-03-04D	3/8 x 24	7/16 x 20	D	-
AN951-03-04DBK	3/8 x 24	7/16 x 20	D	Black
AN951-04-06D	7/16 x 20	9/16 x 18	D	-
AN951-04-06DBK	7/16 x 20	9/16 x 18	D	Black
AN951-06-08D	9/16 x 18	3/4 x 16	D	-
AN951-06-08DBK	9/16 x 18	3/4 x 16	D	Black
AN951-08-10D	3/4 x 16	7/8 x 14	D	-
AN951-08-10DBK	3/4 x 16	7/8 x 14	D	Black
AN951-10-12D	7/8 x 14	1 1/16 x 12	D	-
AN951-10-12DBK	7/8 x 14	1 1/16 x 12	D	Black
AN951-12-16D	1 1/16 x 12	1 5/16 x 12	D	-

Fitting type:

Adaptor

Material:

C, CH, D, P, Z1

Colour:


D= Blue (Unless stated)



Top Tip: Please see common thread sizes and Technical Information section at the back of the catalogue.

Material Key:

B: Brass, C: Stainless Steel, CH: Chrome Plated, D: Aluminium, P: Zinc Plated Carbon Steel, Z1: Silver Plated Carbon Steel

CPL

Female swivel adaptor coupling

Part No.	JIC/UNF	Mat	Note
CPL-03C	3/8 x 24	C	-
CPL-03D	3/8 x 24	D	-
CPL-04C	7/16 x 20	C	-
CPL-04D	7/16 x 20	D	-
CPL-04DBK	7/16 x 20	D	Black
CPL-06D	9/16 x 18	D	-
CPL-06DBK	9/16 x 18	D	Black
CPL-08D	3/4 x 16	D	-
CPL-08DBK	3/4 x 16	D	Black
CPL-10D	7/8 x 14	D	-
CPL-10DBK	7/8 x 14	D	Black
CPL-12D	1 1/16 x 12	D	-
CPL-12DBK	1 1/16 x 12	D	Black
CPL-16D	1 5/16 x 12	D	-
CPL-16DBK	1 5/16 x 12	D	Black

CPL-823

45° forged male to swivel female adaptor

Part No.	JIC/UNF	Mat	Note
CPL-823-03C	3/8 x 24	C	-
CPL-823-03D	3/8 x 24	D	-
CPL-823-04D	7/16 x 20	D	-
CPL-823-06D	9/16 x 18	D	-
CPL-823-06DBK	9/16 x 18	D	Black
CPL-823-08D	3/4 x 16	D	-
CPL-823-10D	7/8 x 14	D	-
CPL-823-12D	1 1/16 x 12	D	-

CPL-824

Tee male thread on run swivel female on leg adaptor

Part No.	JIC/UNF	Mat	Note
CPL-824-03D	3/8 x 24	D	-
CPL-824-04D	7/16 x 20	D	-
CPL-824-04DBK	7/16 x 20	D	Black
CPL-824-06D	9/16 x 18	D	-
CPL-824-06DBK	9/16 x 18	D	Black
CPL-824-08D	3/4 x 16	D	-
CPL-824-08DBK	3/4 x 16	D	Black
CPL-824-10D	7/8 x 14	D	-
CPL-824-12D	1 1/16 x 12	D	-
CPL-824-12DBK	1 1/16 x 12	D	Black

Special Adaptors

(inc modified AN parts for motorsport requirements)

Fitting type:

Adaptor

Material:

C, CH, D, P, Z1

Colour:

D= Blue (Unless stated)

Special Adaptors

(inc modified AN parts for motorsport requirements)

CPL-826



Tee swivel forged female on run adaptor

Part No.	JIC/UNF	Mat	Note
CPL-826-03D	3/8 x 24	D	-
CPL-826-04D	7/16 x 20	D	-
CPL-826-04DBK	7/16 x 20	D	Black
CPL-826-06D	9/16 x 18	D	-
CPL-826-06DBK	9/16 x 18	D	Black
CPL-826-08D	3/4 x 16	D	-
CPL-826-10D	7/8 x 14	D	-
CPL-826-10DBK	7/8 x 14	D	Black
CPL-826-12D	1 1/16 x 12	D	-
CPL-826-12DBK	1 1/16 x 12	D	Black
CPL-826-16D	1 5/16 x 12	D	-

CPL-903/912



90° forged male to female swivel adaptor

Part No.	JIC/UNF	Mat	Note
CPL-903C	3/8 x 24	C	-
CPL-903D	3/8 x 24	D	-
CPL-904D	7/16 x 20	D	-
CPL-904DBK	7/16 x 20	D	Black
CPL-906D	9/16 x 18	D	-
CPL-906DBK	9/16 x 18	D	Black
CPL-908D	3/4 x 16	D	-
CPL-908DBK	3/4 x 16	D	Black
CPL-910D	7/8 x 14	D	-
CPL-912D	1 1/16 x 12	D	-

CPL-910



90° swept female to female swivel adaptor

Part No.	JIC/UNF	Mat	Note
CPL-9104	7/16 x 20	D	-
CPL-9104BK	7/16 x 20	D	Black
CPL-9106	9/16 x 18	D	-
CPL-9106BK	9/16 x 18	D	Black
CPL-9108	3/4 x 16	D	-
CPL-9108BK	3/4 x 16	D	Black
CPL-9110	7/8 x 14	D	-
CPL-9110BK	7/8 x 14	D	Black
CPL-9112	1 1/16 x 12	D	-
CPL-9116	1 5/16 x 12	D	-

CPL-900



90° forged female to female swivel adaptor

Part No.	JIC/UNF	Mat	Note
CPL-9004	7/16 x 20	D	-
CPL-9004BK	7/16 x 20	D	Black
CPL-9006	9/16 x 18	D	-
CPL-9006DBK	9/16 x 18	D	Black
CPL-9008	3/4 x 16	D	-
CPL-9008BK	3/4 x 16	D	Black
CPL-9010	7/8 x 14	D	-
CPL-9012	1 1/16 x 12	D	-

Fitting type:

Adaptor

Material:

C, CH, D, P, Z1

Colour:

D= Blue (Unless stated)


Material Key:

B: Brass, C: Stainless Steel, CH: Chrome Plated, D: Aluminium, P: Zinc Plated Carbon Steel, Z1: Silver Plated Carbon Steel

816

Straight male JIC to straight male NPT adaptor

Part No.	JIC/UNFA	NPT B	Mat	Note
816-03C	3/8 x 24	NPT 1/8" x 27	C	
816-03CH	3/8 x 24	NPT 1/8" x 27	CH	
816-03P	3/8 x 24	NPT 1/8" x 27	P	
816-03-04P	3/8 x 24	NPT 1/4" x 18	P	
816-04-04P	7/16 x 20	NPT 1/4" x 18	P	
816-04P	7/16 x 20	NPT 1/8" x 27	P	

AN816

AN816-03-04D	3/8 x 24	NPT 1/4" x 18	D	-
AN816-03D	3/8 x 24	NPT 1/8" x 27	D	-
AN816-04-04D	7/16 x 20	NPT 1/4" x 18	D	-
AN816-04-04DBK	7/16 x 20	NPT 1/4" x 18	D	Black
AN816-04-06D	7/16 x 20	NPT 3/8" x 18	D	-
AN816-04C	7/16 x 20	NPT 1/8" x 27	C	
AN816-04D	7/16 x 20	NPT 1/8" x 27	D	-
AN816-04DBK	7/16 x 20	NPT 1/8" x 27	D	Black
AN816-06-02D	9/16 x 18	NPT 1/8" x 27	D	-
AN816-06-02DBK	9/16 x 18	NPT 1/8" x 27	D	Black
AN816-06-06D	9/16 x 18	NPT 3/8" x 18	D	-
AN816-06-06DBK	9/16 x 18	NPT 3/8" x 18	D	Black
AN816-06-08D	9/16 x 18	NPT 1/2" x 14	D	-
AN816-06-08DBK	9/16 x 18	NPT 1/2" x 14	D	Black
AN816-06D	9/16 x 18	NPT 1/4" x 18	D	-
AN816-06DBK	9/16 x 18	NPT 1/4" x 18	D	Black
AN816-07D	3/4 x 16	NPT 1/4" x 18	D	-
AN816-07DBK	3/4 x 16	NPT 1/4" x 18	D	Black
AN816-08-08D	3/4 x 16	NPT 1/2" x 14	D	-
AN816-08-08DBK	3/4 x 16	NPT 1/2" x 14	D	Black
AN816-08-12D	3/4 x 16	NPT 3/4" x 14	D	-
AN816-08-12DBK	3/4 x 16	NPT 3/4" x 14	D	Black
AN816-08D	3/4 x 16	NPT 3/8" x 18	D	-
AN816-08DBK	3/4 x 16	NPT 3/8" x 18	D	Black
AN816-10-06D	7/8 x 14	NPT 3/8" x 18	D	-
AN816-10-06DBK	7/8 x 14	NPT 3/8" x 18	D	Black
AN816-10-12D	7/8 x 14	NPT 3/4" x 14	D	-
AN816-10D	7/8 x 14	NPT 1/2" x 14	D	-
AN816-10DBK	7/8 x 14	NPT 1/2" x 14	D	Black
AN816-12-08D	1 1/16 x 12	NPT 1/2" x 14	D	-
AN816-12-08DBK	1 1/16 x 12	NPT 1/2" x 14	D	Black
AN816-12D	1 1/16 x 12	NPT 3/4" x 14	D	-
AN816-12DBK	1 1/16 x 12	NPT 3/4" x 14	D	Black
AN816-16-12D	1 5/16 x 12	NPT 3/4" x 14	D	-
AN816-16D	1 5/16 x 12	NPT 1 x 11 1/2	D	-
AN816-16DBK	1 5/16 x 12	NPT 1 x 11 1/2	D	Black

JIC to NPT male to male Adaptors**Fitting type:**

Adaptor

Material:


C, CH, D, P, Z1

Colour:

D= Blue (Unless stated)

JIC to NPT male to male Adaptors

AN822



90° male elbow JIC to male NPT adaptor

Part No.	JIC/UNF A	NPT B	Mat
AN822-03D	3/8 x 24	NPT 1/8" x 27	D
AN822-04-04D	7/16 x 20	NPT 1/4" x 18	D
AN822-04D	7/16 x 20	NPT 1/8" x 27	D
AN822-04DBK	7/16 x 20	NPT 1/8" x 27	D
AN822-06-02D	9/16 x 18	NPT 1/8" x 27	D
AN822-06-02DBK	9/16 x 18	NPT 1/8" x 27	D
AN822-06-06D	9/16 x 18	NPT 3/8" x 18	D
AN822-06-06DBK	9/16 x 18	NPT 3/8" x 18	D
AN822-06-08D	9/16 x 18	NPT 1/2" x 14	D
AN822-06D	9/16 x 18	NPT 1/4" x 18	D
AN822-06DBK	9/16 x 18	NPT 1/4" x 18	D
AN822-07D	3/4 x 16	NPT 1/4" x 18	D
AN822-07DBK	3/4 x 16	NPT 1/4" x 18	D
AN822-08-08D	3/4 x 16	NPT 1/2" x 14	D
AN822-08-12D	3/4 x 16	NPT 3/4" x 14	D
AN822-08D	3/4 x 16	NPT 3/8" x 18	D
AN822-08DBK	3/4 x 16	NPT 3/8" x 18	D
AN822-10D	7/8 x 14	NPT 1/2" x 14	D
AN822-12-08D	1 1/16 x 12	NPT 1/2" x 14	D
AN822-12D	1 1/16 x 12	NPT 3/4" x 14	D
AN822-16D	1 5/16 x 12	NPT 1 x 11 1/2	D

AN823



45° male elbow JIC to NPT male adaptor

Part No.	JIC/UNF A	NPT B	Mat
AN823-03D	3/8 x 24	NPT 1/8" x 27	D
AN823-04D	7/16 x 20	NPT 1/8" x 27	D
AN823-06-06D	9/16 x 18	NPT 3/8" x 18	D
AN823-06D	9/16 x 18	NPT 1/4" x 18	D
AN823-08-08D	3/4 x 16	NPT 1/2" x 14	D
AN823-08D	3/4 x 16	NPT 3/8" x 18	D
AN823-10-06D	7/8 x 14	NPT 3/8" x 18	D
AN823-10D	7/8 x 14	NPT 1/2" x 14	D
AN823-16D	1 5/16 x 12	NPT 1 x 11 1/2	D

Fitting type:

Adaptor

Material:

C, CH, D, P, Z1

Colour:

D= Blue (Unless stated)

Material Key:

B: Brass, C: Stainless Steel, CH: Chrome Plated, D: Aluminium, P: Zinc Plated Carbon Steel, Z1: Silver Plated Carbon Steel

AN932

Plug socket head

Part No.	NPT Thread	Mat
AN932-01D	NPT 1/16" x 27	D
AN932-02D	NPT 1/8" x 27	D
AN932-03D	NPT 1/4" x 18	D
AN932-04D	NPT 3/8" x 18	D
AN932-05D	NPT 1/2" x 14	D
AN932-06D	NPT 3/4" x 14	D

AN840


Straight NPT to tube adaptor

Part No.	NPT Thread	Mat
AN840-04D	1/8 x 27 for 200-04 hose	D
AN840-06D	1/4 x 18 for 200-06 hose	D
AN840-08D	3/8 x 18 for 200-08 hose	D
AN840-10D	1/2 x 14 for 200-10 hose	D
AN840-12D	3/4 x 14 for 200-12 hose	D

AN842

90° NPT to tube adaptor

Part No.	NPT Thread	Mat
AN842-04D	1/8 x 27 for 200-04 hose	D
AN842-06D	1/4 x 18 for 200-06 hose	D
AN842-08D	3/8 x 18 for 200-08 hose	D
AN842-10D	1/2 x 14 for 200-10 hose	D
AN842-12D	3/4 x 14 for 200-12 hose	D

AN844

45° NPT to tube adaptor

Part No.	NPT Thread	Mat
AN844-04D	1/8 x 27 for 200-04 hose	D
AN844-06D	1/4 x 18 for 200-06 hose	D
AN844-08D	3/8 x 18 for 200-08 hose	D
AN844-10D	1/2 x 14 for 200-10 hose	D



Top Tip: Please see common thread sizes and Technical Information section at the back of the catalogue.

NPT Adaptors**Fitting type:**

Adaptor

Material:

C, CH, D, P, Z1

Colour:

D= Blue (Unless stated)

JIC Male to Metric male Adaptors

Fitting type:

Adaptor


Material:

C, CBK, CH, D, P, Z1

Colour:

D = Blue, DBK = Black

CBK = Stainless black



305 JIC to metric convex adaptor

Part No.	JIC/UNF A	Metric B	Mat
305-03-21C	3/8 x 24	M8 x 1,00	C
305-03-31C	3/8 x 24	M10 x 1,00	C
305-03-31CBK	3/8 x 24	M10 x 1,00	C
305-03-31CH	3/8 x 24	M10 x 1,00	CH
305-03-31D	3/8 x 24	M10 x 1,00	D
305-03-31Z1	3/8 x 24	M10 x 1,00	Z1
305-03-32C	3/8 x 24	M10 x 1,25	C
305-03-32Z1	3/8 x 24	M10 x 1,25	Z1
305-03-35Z1	3/8 x 24	M10 x 1,50	Z1
305-03-M121C	3/8 x 24	M12 x 1,00	C
305-03-M121Z1	3/8 x 24	M12 x 1,00	Z1
305-03-M122Z1	3/8 x 24	M12 x 1,25	Z1
305-03-M12C	3/8 x 24	M12 x 1,50	C
305-04-31D	7/16 x 20	M10 x 1,00	D
305-04-31DBK	7/16 x 20	M10 x 1,00	D
305-04-31Z1	7/16 x 20	M10 x 1,00	Z1
305-04-32C	7/16 x 20	M10 x 1,25	C
305-04-35Z1	7/16 x 20	M10 x 1,50	Z1
305-04-M121Z1	7/16 x 20	M12 x 1,00	Z1
305-04-M122Z1	7/16 x 20	M12 x 1,25	Z1
305-04-M12D	7/16 x 20	M12 x 1,50	D

Part No.	JIC/UNF A	Metric B	Mat
305-04-M12DBK	7/16 x 20	M12 x 1,50	D
305-06-31D	9/16 x 18	M10 x 1,00	D
305-06-31DBK	9/16 x 18	M10 x 1,00	D
305-06-M121D	9/16 x 18	M12 x 1,00	D
305-06-M121DBK	9/16 x 18	M12 x 1,00	D
305-06-M122D	9/16 x 18	M12 x 1,25	D
305-06-M122DBK	9/16 x 18	M12 x 1,25	D
305-06-M12D	9/16 x 18	M12 x 1,50	D
305-06-M12DBK	9/16 x 18	M12 x 1,50	D
305-06-M14D	9/16 x 18	M14 x 1,50	D
305-06-M14DBK	9/16 x 18	M14 x 1,50	D
305-06-M16D	9/16 x 18	M16 x 1,50	D
305-06-M16DBK	9/16 x 18	M16 x 1,50	D
305-08-M12D	3/4 x 16	M12 x 1,50	D
305-08-M14D	3/4 x 16	M14 x 1,50	D
305-08-M14DBK	3/4 x 16	M14 x 1,50	D
305-08-M16D	3/4 x 16	M16 x 1,50	D
305-08-M16DBK	3/4 x 16	M16 x 1,50	D
305-10-M18D	7/8 x 14	M18 x 1,50	D
305-10-M18DBK	7/8 x 14	M18 x 1,50	D



306 JIC to metric concave adaptor

Part No.	JIC/UNF A	Metric B	Mat
306-02-31C	5/16 x 24	M10 x 1,00	C
306-03-21C	3/8 x 24	M8 x 1,00	C
306-03-22C	3/8 x 24	M8 x 1,25	C
306-03-31C	3/8 x 24	M10 x 1,00	C
306-03-31CH	3/8 x 24	M10 x 1,00	CH
306-03-31D	3/8 x 24	M10 x 1,00	D
306-03-31DBK	3/8 x 24	M10 x 1,00	D
306-03-31SZ1	3/8 x 24	M10 x 1,00	Z1
306-03-31Z1	3/8 x 24	M10 x 1,00	Z1

Part No.	JIC/UNF A	Metric B	Mat
306-03-32C	3/8 x 24	M10 x 1,25	C
306-03-32CH	3/8 x 24	M10 x 1,25	CH
306-03-32D	3/8 x 24	M10 x 1,25	D
306-03-32Z1	3/8 x 24	M10 x 1,25	Z1
306-03-35Z1	3/8 x 24	M10 x 1,50	Z1
306-03-M121D	3/8 x 24	M12 x 1,00	D
306-03-M12C	3/8 x 24	M12 x 1,50	C
306-03-M12D	3/8 x 24	M12 x 1,50	D
306-03-M16D	3/8 x 24	M16 x 1,50	D

Material Key:

B: Brass, C: Stainless Steel, CH: Chrome Plated, D: Aluminium, P: Zinc Plated Carbon Steel, Z1: Silver Plated Carbon Steel


306 JIC to metric concave adaptor

Part No.	JIC/UNF A	Metric B	Mat
306-04-31C	7/16 x 20	M10 x 1,00	C
306-04-31D	7/16 x 20	M10 x 1,00	D
306-04-31DBK	7/16 x 20	M10 x 1,00	D
306-04-32D	7/16 x 20	M10 x 1,25	D
306-04-32DBK	7/16 x 20	M10 x 1,25	D
306-04-35Z1	7/16 x 20	M10 x 1,50	D
306-04-M121D	7/16 x 20	M12 x 1,00	D
306-04-M121DBK	7/16 x 20	M12 x 1,00	D
306-04-M12Z1	7/16 x 20	M12 x 1,50	Z1
306-04-M14D	7/16 x 20	M14 x 1,50	D
306-04-M14DBK	7/16 x 20	M14 x 1,50	D
306-04-M14P	7/16 x 20	M14 x 1,50	D
306-04-M16Z1	7/16 x 20	M16 x 1,50	Z1
306-04-M18D	7/16 x 20	M18 x 1,50	D
306-04-M18DBK	7/16 x 20	M18 x 1,50	D
306-06-31D	9/16 x 18	M10 x 1,00	D
306-06-31DBK	9/16 x 18	M10 x 1,00	D
306-06-32D	9/16 x 18	M10 x 1,25	D
306-06-32DBK	9/16 x 18	M10 x 1,25	D
306-06-M121D	9/16 x 18	M12 x 1,00	D
306-06-M121DBK	9/16 x 18	M12 x 1,00	D
306-06-M12D	9/16 x 18	M12 x 1,50	D
306-06-M12DBK	9/16 x 18	M12 x 1,50	D
306-06-M12Z1	9/16 x 18	M12 x 1,50	Z1
306-06-M14D	9/16 x 18	M14 x 1,50	D
306-06-M14DBK	9/16 x 18	M14 x 1,50	D
306-06-M14Z1	9/16 x 18	M14 x 1,50	Z1
306-06-M16D	9/16 x 18	M16 x 1,50	D
306-06-M16DBK	9/16 x 18	M16 x 1,50	D
306-06-M16Z1	9/16 x 18	M16 x 1,50	Z1
306-06-M18D	9/16 x 18	M18 x 1,50	D
306-06-M18Z1	9/16 x 18	M18 x 1,50	Z1
306-06-M18DBK	9/16 x 18	M18 x 1,50	D
306-06-M20D	9/16 x 18	M20 x 1,50	D
306-06-M20DBK	9/16 x 18	M20 x 1,50	D
306-06-M22D	9/16 x 18	M22 x 1,50	D
306-06-M22DBK	9/16 x 18	M22 x 1,50	D
306-08-M12D	3/4 x 16	M12 x 1,50	D
306-08-M12DBK	3/4 x 16	M12 x 1,50	D
306-08-M14D	3/4 x 16	M14 x 1,50	D
306-08-M14DBK	3/4 x 16	M14 x 1,50	D

307 JIC to metric convex bulkhead adaptor

Part No.	JIC/UNF A	Metric B	Mat
307-03-31C	3/8 x 24	M10 x 1,00	C
307-03-31P	3/8 x 24	M10 x 1,00	P

Part No.	JIC/UNF A	Metric B	Mat
306-08-M14P	3/4 x 16	M14 x 1,50	P
306-08-M16D	3/4 x 16	M16 x 1,50	D
306-08-M16DBK	3/4 x 16	M16 x 1,50	D
306-08-M16Z1	3/4 x 16	M16 x 1,50	Z1
306-08-M18D	3/4 x 16	M18 x 1,50	D
306-08-M18DBK	3/4 x 16	M18 x 1,50	D
306-08-M18Z1	3/4 x 16	M18 x 1,50	Z1
306-08-M20D	3/4 x 16	M20 x 1,50	D
306-08-M20DBK	3/4 x 16	M20 x 1,50	D
306-08-M22D	3/4 x 16	M22 x 1,50	D
306-08-M22DBK	3/4 x 16	M22 x 1,50	D
306-08-M24D	3/4 x 16	M24 x 1,50	D
306-10-M14D	7/8 x 14	M14 x 1,50	D
306-10-M14DBK	7/8 x 14	M14 x 1,50	D
306-10-M16D	7/8 x 14	M16 x 1,50	D
306-10-M16DBK	7/8 x 14	M16 x 1,50	D
306-10-M16Z1	7/8 x 14	M16 x 1,50	Z1
306-10-M18D	7/8 x 14	M18 x 1,50	D
306-10-M18DBK	7/8 x 14	M18 x 1,50	D
306-10-M20D	7/8 x 14	M20 x 1,50	D
306-10-M20DBK	7/8 x 14	M20 x 1,50	D
306-10-M22D	7/8 x 14	M22 x 1,50	D
306-10-M22DBK	7/8 x 14	M22 x 1,50	D
306-10-M24D	7/8 x 14	M24 x 1,50	D
306-10-M24DBK	7/8 x 14	M24 x 1,50	D
306-10-M26D	7/8 x 14	M26 x 1,50	D
306-10-M26DBK	7/8 x 14	M26 x 1,50	D
306-12-M18D	1 1/16 x 12	M18 x 1,50	D
306-12-M18DBK	1 1/16 x 12	M18 x 1,50	D
306-12-M20D	1 1/16 x 12	M20 x 1,50	D
306-12-M20DBK	1 1/16 x 12	M20 x 1,50	D
306-12-M22D	1 1/16 x 12	M22 x 1,50	D
306-12-M22DBK	1 1/16 x 12	M22 x 1,50	D
306-12-M24D	1 1/16 x 12	M24 x 1,50	D
306-12-M24DBK	1 1/16 x 12	M24 x 1,50	D
306-12-M26D	1 1/16 x 12	M26 x 1,50	D
306-12-M26DBK	1 1/16 x 12	M26 x 1,50	D
306-12-M30D	1 1/16 x 12	M30 x 1,50	D
306-12-M30DBK	1 1/16 x 12	M30 x 1,50	D
306-16-M26D	1 5/16 x 12	M26 x 1,50	D
306-16-M30D	1 5/16 x 12	M30 x 1,50	D



BSP to JIC Adaptors

Fitting type:

Adaptor


Material:

CH, D, P, Z1

Colour:

D = Blue

DBK = Black




741 BSP male to JIC male adaptor

Part No.	BSP A	JIC/UNF B	Mat
741-03-03D	BSP 1/8" x 28	3/8 x 24	D
741-03-03Z1	BSP 1/8" x 28	3/8 x 24	Z1
741-03-04D	BSP 1/8" x 28	7/16 x 20	D
741-03-04DBK	BSP 1/8" x 28	7/16 x 20	D
741-03-04Z1	BSP 1/8" x 28	7/16 x 20	Z1
741-03-06D	BSP 1/8" x 28	9/16 x 18	D
741-03-06DBK	BSP 1/8" x 28	9/16 x 18	D
741-04-03C	BSP 1/4" x 19	3/8 x 24	C
741-04-03D	BSP 1/4" x 19	3/8 x 24	D
741-04-03DBK	BSP 1/4" x 19	3/8 x 24	D
741-04-03Z1	BSP 1/4" x 19	3/8 x 24	Z1
741-04-04D	BSP 1/4" x 19	7/16 x 20	D
741-04-04DBK	BSP 1/4" x 19	7/16 x 20	D
741-04-04Z1	BSP 1/4" x 19	7/16 x 20	Z1
741-04-06D	BSP 1/4" x 19	9/16 x 18	D
741-04-06DBK	BSP 1/4" x 19	9/16 x 18	D
741-04-06Z1	BSP 1/4" x 19	9/16 x 18	Z1
741-04-08P	BSP 1/4" x 19	3/4 x 16	P
741-04-10P	BSP 1/4" x 19	7/8 x 14	P
741-06-04D	BSP 1/4" x 19	7/8 x 14	D
741-06-04DBK	BSP 1/4" x 19	7/8 x 14	D
741-06-04Z1	BSP 3/8" x 19	7/16 x 20	Z1
741-06-06D	BSP 3/8" x 19	9/16 x 18	D
741-06-06DBK	BSP 3/8" x 19	9/16 x 18	D
741-06-06Z1	BSP 3/8" x 19	9/16 x 18	Z1
741-06-08D	BSP 3/8" x 19	3/4 x 16	D
741-06-08DBK	BSP 3/8" x 19	3/4 x 16	D

763 BSP female to JIC male adaptor

Part No.	BSP A	JIC/UNF B	Mat
763-03-03D	BSP 1/8" x 24	3/8 x 24	D
763-04-04P	BSP 1/4" x 19	7/16 x 20	P
763-04-06D	BSP 1/4" x 19	9/16 x 18	D
763-06-08D	BSP 3/8" x 19	3/4 x 16	D
763-08-06P	BSP 1/2" x 14	9/16 x 18	P
763-08-08P	BSP 1/2" x 14	3/4 x 16	P
763-08-10P	BSP 1/2" x 14	7/8 x 14	P




Part No.	BSP A	JIC/UNF B	Mat
741-06-08Z1	BSP 3/8" x 19	3/4 x 16	Z1
741-06-10D	BSP 3/8" x 19	7/8 x 14	D
741-06-10DBK	BSP 3/8" x 19	7/8 x 14	D
741-08-06D	BSP 1/2" x 14	9/16 x 18	D
741-08-06DBK	BSP 1/2" x 14	9/16 x 18	D
741-08-06Z1	BSP 1/2" x 14	9/16 x 18	Z1
741-08-08D	BSP 1/2" x 14	3/4 x 16	D
741-08-08Z1	BSP 1/2" x 14	3/4 x 16	Z1
741-08-08DBK	BSP 1/2" x 14	3/4 x 16	D
741-08-10D	BSP 1/2" x 14	7/8 x 14	D
741-08-10DBK	BSP 1/2" x 14	7/8 x 14	D
741-08-10Z1	BSP 1/2" x 14	7/8 x 14	Z1
741-08-12D	BSP 1/2" x 14	1 1/16 x 12	D
741-08-12DBK	BSP 1/2" x 14	1 1/16 x 12	D
741-08-12Z1	BSP 1/2" x 14	1 1/16 x 12	Z1
741-10-10D	BSP 5/8" x 14	7/8 x 14	D
741-10-10DBK	BSP 5/8" x 14	7/8 x 14	D
741-10-10P	BSP 5/8" x 14	7/8 x 14	P
741-10-12D	BSP 5/8" x 14	1 1/16 x 12	D
741-10-12DBK	BSP 5/8" x 14	1 1/16 x 12	D
741-10-12P	BSP 5/8" x 14	1 1/16 x 12	P
741-12-08P	BSP 3/4" x 14	3/4 x 16	P
741-12-10P	BSP 3/4" x 14	7/8 x 14	P
741-12-12D	BSP 3/4" x 14	1 1/16 x 12	D
741-12-12DBK	BSP 3/4" x 14	1 1/16 x 12	D
741-12-12Z1	BSP 3/4" x 14	1 1/16 x 12	Z1
741-16-12P	BSP 1" x 11	1 1/16 x 12	P

Material Key:

B: Brass, C: Stainless Steel, CH: Chrome Plated, D: Aluminium, P: Zinc Plated Carbon Steel, Z1: Silver Plated Carbon Steel


742



Metric concave seat

Part No.	BSP A	Metric B	Mat
742-03-31Z1	BSP 1/8" x 28	M10 x 1.00	Z1
742-03-M121Z1	BSP 1/8" x 28	M12 x 1.00	Z1
742-04-M12P	BSP 1/4" x 19	M12 x 1.50	P
742-04-M14P	BSP 1/4" x 19	M14 x 1.50	P
742-08-M14P	BSP 1/2" x 14	M14 x 1.50	P
742-08-M16P	BSP 1/2" x 14	M16 x 1.50	P
742-08-M18P	BSP 1/2" x 14	M18 x 1.50	P

945



Metric convex seat

Part No.	BSP A	Metric B	Mat
945-03-31P	BSP 1/8" x 28	M10 x 1.00	P
945-03-M121P	BSP 1/8" x 28	M12 x 1.00	P

313



Plug

Part No.	BSP	Mat
313-03P	BSP 1/8" x 28	P
313-04P	BSP 1/4" x 19	P
313-06P	BSP 3/8" x 19	P
313-08P	BSP 1/2" x 14	P
313-10P	BSP 5/8" x 14	P


145



Metric male equal convex

Part No.	Metric A	Metric B	Mat
145-31Z1	M10 x 1,00	M10 x 1,00	Z1
145-31P	M10 x 1,00	M10 x 1,00	P


148



Metric unequal male concave seat

Part No.	Metric A	Metric B	Mat
148-31-M12C	M10 x 1,00	M12 x 1,50	C
148-M12-M14Z1	M12 x 1,50	M14 x 1,50	Z1
148-M14-M16P	M14 x 1,50	M16 x 1,50	P
148-M16-M18P	M16 x 1,50	M18 x 1,50	P
148-M18-M22P	M18 x 1,50	M22 x 1,50	P
148-M22-M26P	M22 x 1,50	M26 x 1,50	P

149



Metric equal male concave seat

Part No.	Metric A	Metric B	Mat
149-M12P	M12 x 1,50	M12 x 1,50	P
149-M14P	M14 x 1,50	M14 x 1,50	P
149-M16P	M16 x 1,50	M16 x 1,50	P
149-M18P	M18 x 1,50	M18 x 1,50	P

BSP Male to Metric male Adaptors

Fitting type:
Adaptor

Material:
P, Z1

BSP Plug

Fitting type:
Plug
Material:
P

Metric Adaptors

Fitting type:
Adaptor

Material:
P, Z1, C, D

Colour:
D = Blue (Unless stated)

Metric Adaptors

Fitting type:

Adaptor

Material:

P, Z1, C, D

Colour:

D = Blue (Unless stated)

314




Plug

Part No.	Metric	Mat
314-21SD	M8 x 1,00 - socket head	D
314-31P	M10 x 1,00	P
314-31SDBK	M10 x 1,00 - socket head	D - black
314-M122P	M12 x 1,25	P
314-M12D	M12 x 1,50	D
314-M14D	M14 x 1,50	D
314-M14P	M14 x 1,50	P
314-M14SD	M14 x 1,50 - socket head	D
314-M16P	M16 x 1,50	P
314-M18D	M18 x 1,50	D
314-M22P	M22 x 1,50	P

Metric & JIC/UNF
Banjo Adaptors and
banjo bolts

776 Single banjo



Part No.	Hole size	JIC/UNF	Mat	Part No.	Hole size	JIC/UNF	Mat
776-03-04CH	7/16"	3/8 x 24	CH	776-06-M12DBK	12 mm	9/16 x 18	D
776-03-04Z1	7/16"	3/8 x 24	Z1	776-06-M14D	14 mm	9/16 x 18	D
776-03C	3/8", 10mm	3/8 x 24	C	776-06-M14DBK	14 mm	9/16 x 18	D
776-03CH	3/8", 10mm	3/8 x 24	CH	776-06-M16D	16 mm	9/16 x 18	D
776-03D	3/8", 10mm	3/8 x 24	D	776-06-M16DBK	16 mm	9/16 x 18	D
776-03Z1	3/8", 10mm	3/8 x 24	Z1	776-06D	9/16"	9/16 x 18	D
776-04-03Z1	3/8"	7/16 x 20	Z1	776-06DBK	9/16"	9/16 x 18	D
776-04-M12D	12 mm	7/16 x 20	D	776-08-M14D	14 mm	3/4 x 16	D
776-04-M12DBK	12 mm	7/16 x 20	D	776-08-M14DBK	14 mm	3/4 x 16	D
776-04-M12Z1	12 mm	7/16 x 20	Z1	776-08-M16D	16 mm	3/4 x 16	D
776-04-M14D	14 mm	7/16 x 20	D	776-08-M16DBK	16 mm	3/4 x 16	D
776-04-M14DBK	14 mm	7/16 x 20	D	776-08-M18D	18 mm	3/4 x 16	D
776-04Z1	7/16"	7/16 x 20	Z1	776-08-M18DBK	18 mm	3/4 x 16	D
776-06-04D	7/16"	9/16 x 18	D	776-10-M18D	18 mm	7/8 x 14	D
776-06-04DBK	7/16"	9/16 x 18	D	776-10-M20D	20 mm	7/8 x 14	D
776-06-M12D	12 mm	9/16 x 18	D				

779



Straight double banjo JIC

Part No.	Hole size	JIC/UNF	Mat
779-03C	3/8", 10 mm	3/8 x 24	C
779-03Z1	3/8", 10 mm	3/8 x 24	Z1
779-06-04D	7/16"	9/16 x 18	D
779-06-04DBK	7/16"	9/16 x 18	D

Fitting type:

Banjo bolt

Material:

C, CH, D, P, Z1

Colour:

D = Blue (Unless stated)

Material Key:

B: Brass, C: Stainless Steel, CH: Chrome Plated, D: Aluminium, P: Zinc Plated Carbon Steel, Z1: Silver Plated Carbon Steel

775

Single banjo bolt JIC

Part No.	JIC/UNF	Mat	Note	To suit banjo
775-04C	7/16 x 20	C	-	-04
775-04CH	7/16 x 20	CH	-	-04
775-04D	7/16 x 20	D	-	-04
775-04LZ1	7/16 x 20	Z1	Long (25 mm under hex)	-04
775-04Z1	7/16 x 20	Z1	-	-04
775-06D	9/16 x 18	D	-	-06
775-44BK	7/16 x 24	Mild steel	Black	-04
775-44C	7/16 x 24	C	-	-04
775-44CBK	7/16 x 24	C	Black	-04
775-44CH	7/16 x 24	CH	-	-04
775-44Z1	7/16 x 24	Z1	-	-04

992

Single banjo bolt metric

Part No.	Metric	Mat	Note	To suit banjo
992-04-32C	M10 x 1,25	C	-	-04
992-04-M121D	M12 x 1,00	D	-	-04
992-04-M121DBK	M12 x 1,00	D	Black	-04
992-04-M121SC	M12 x 1,00	C	Short (25 mm under hex)	-04
992-04-M121SZ1	M12 x 1,00	Z1	-	-04
992-04-M121Z1	M12 x 1,00	Z1	-	-04
992-04-M122D	M12 x 1,25	D	-	-04
992-04-M122DBK	M12 x 1,25	D	Black	-04
992-04-M122Z1	M12 x 1,25	Z1	-	-04
992-04-M12C	M12 x 1,50	C	-	-04
992-04-M12CH	M12 x 1,50	CH	-	-04
992-04-M12D	M12 x 1,50	D	-	-04
992-04-M12DBK	M12 x 1,50	D	Black	-04
992-06-M12D	M12 x 1,50	D	-	-06
992-06-M12DBK	M12 x 1,50	D	Black	-06
992-06-M141D	M14 x 1,00	D	-	-06
992-06-M142D	M14 x 1,25	D	-	-06
992-06-M142DBK	M14 x 1,25	D	Black	-06
992-06-M14D	M14 x 1,50	D	-	-06
992-06-M14DBK	M14 x 1,50	D	Black	-06
992-06-M16D	M16 x 1,50	D	-	-06
992-06-M16DBK	M16 x 1,50	D	Black	-06
992-08-M16D	M16 x 1,50	D	-	-08
992-08-M16DBK	M16 x 1,50	D	Black	-08
992-08-M18D	M18 x 1,50	D	-	-08
992-08-M18DBK	M18 x 1,50	D	Black	-08

Metric & JIC/UNF Banjo Adaptors and banjo bolts

Copper crush washers can be found in the Ancillary (13) section



Top Tip: Please see common thread sizes and Technical Information section at the back of the catalogue.

Fitting type:

Banjo bolt

Material:


C, CH, D, P, Z1

Colour:

D = Blue (Unless stated)

Special Adaptors
(Inc female port)

AN920



Straight o'ring boss to JIC male

Part No.	JIC/UNF A	JIC/UNF B	Mat
AN920-04D	7/16 x 20	7/16 x 20	D
AN920-04DBK	7/16 x 20	7/16 x 20	D-black
AN920-06D	9/16 x 18	9/16 x 18	D
AN920-06DBK	9/16 x 18	9/16 x 18	D-black
AN920-06-10D	9/16 x 18	7/8 x 14	D
AN920-08D	3/4 x 16	3/4 x 16	D
AN920-08DBK	3/4 x 16	3/4 x 16	D-black
AN920-08-10D	3/4 x 16	7/8 x 14	D
AN920-08-10DBK	3/4 x 16	7/8 x 14	D-black
AN920-10D	7/8 x 14	7/8 x 14	D
AN920-10DBK	7/8 x 14	7/8 x 14	D-black
AN920-10-08D	7/8 x 14	3/4 x 16	D
AN920-10-08DBK	7/8 x 14	3/4 x 16	D-black
AN920-12D	1 1/16 x 12	1 1/16 x 12	D

FP190/191



JIC male to male with female NPT in hex

Part No.	NPT Hole size	JIC/UNF	Mat
FP190	1/8"	9/16 x 18	D
FP191	1/8"	3/4 x 16	D

FP192/193



JIC female to male with female NPT in hex

Part No.	NPT Hole size	JIC/UNF	Mat
FP192	1/8"	9/16 x 18	D
FP193	1/8"	3/4 x 16	D

Fitting type:

Adaptor

Material:

D, P

Colour:

D = Blue
DBK = Black

Application:

Power steering, Gauges,
Pressure switches, Custom
applications


Special Adaptors
Fuel and oil pressure
gauge fittings

GA

Straight



90°



Fuel and oil pressure gauge fittings

Part No.	Thread A	Thread B	Mat
GA-3	Male -03AN	Female 1/8 NPT	P
GA-4	Male -04AN	Female 1/8 NPT	P
GA-903	Male -03AN	90° Female 1/8 NPT	P

Fitting type:

Adaptor

Material:


P

Application:

Gauges


Material Key:

B: Brass, C: Stainless Steel, CH: Chrome Plated, D: Aluminium, P: Zinc Plated Carbon Steel, Z1: Silver Plated Carbon Steel

FM10100

Male to female adaptor

Part No.	JIC/UNF A	Metric B	Mat	Note
FM10100-03Z1	3/8 x 24	10 x 1.00	Z1	Female convex
FM10100-04	7/16 x 20	10 x 1.00	P	Female convex

FM10125


Male to female adaptor

Part No.	JIC/UNF A	Metric B	Mat	Note
FM10125-03	3/8 x 24	10 x 1.25	P	Female convex

FM10150


Male to female brake adaptor

Part No.	JIC/UNF A	Metric B	Mat	Note
FM10150-03FZ1	3/8 x 24	10 x 1.50	Z1	Female convex

FM10324

Male to female adaptor

Part No.	JIC/UNF A	JIC/UNF B	Mat	Note
FM10324-03	3/8 x 24	3/8 x 24	P	Female convex
FM10324-04	3/8 x 24	7/16 x 20	P	Female convex

FM10716

Male to female adaptor

Part No.	JIC/UNF A	JIC/UNF B	Mat	Note
FM10716-03Z1	3/8 x 24	7/16 x 24	Z1	Female convex
FM10716-04	7/16 x 20	7/16 x 24	Z1	Female convex

Brake Adaptors

A range of brake adaptors to cover almost every combination; suitable for racing, road legal vehicle, motorcycle or custom project.

Fitting type:

Brake Adaptor

Material:

C, CH, P

Application:

Brake Systems

To suit hose:

600 series

GOODRIDGE

www.goodridge.com



09

G-LINK QUICK
DISCONNECT
COUPLINGS

GOODRIDGE

G-Link Quick disconnect couplings

Goodridge G-Link quick disconnect couplings (otherwise known as dry-breaks) are a lightweight coupling that can be disconnected and reconnected by hand/lanyard in seconds; without the need to re-bleed the system. Perfect for brake lines, fuel lines, oil lines and pneumatics. There are two types of G-Link available, 'bayonet' and 'pull type'; with a range of seals to suit different applications.

Dry-breaks are for motorsport use only, not to be used for road applications.

Fluid applications:

Brake fluid, Fuel, Oil, Water, Methanol, Ethanol & Pneumatics

Compatible interface:

JIC/UNF

Benefits:

- Quick connect/disconnect
- No air ingress or re-bleeding necessary
- Applications for all fluids/pneumatics

Features:

- Self acting valves
- Specific seals available
- Push / Pull types
- Lanyard & bulkhead options

Bulkhead
fitments
available

Motorsport use
ONLY



Material Key:

B: Brass, C: Stainless Steel, CH: Chrome Plated, D: Aluminium, P: Zinc Plated Carbon Steel, Z1: Silver Plated Carbon Steel

G-LINK BAYONET-TYPE

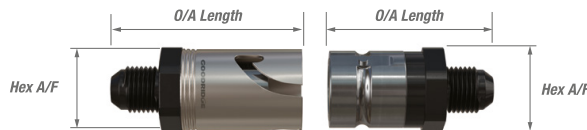

1. CHOOSE SEAL TYPE:

Seal type	Chemical description	Operating temperatures	Fluids
FPM B	Fluorocarbon	-20°C to 200°C	Fuel, Ethanol, Vegetable oil
TFE/P	Tetrafluoroethylene & Propylene	-5°C to 170°C	Brake fluid



2. CHOOSE CONFIGURATION:

AN	JIC/UNF	Nominal size	Body ID (mm)
-03	3/8 x 24	-03	3.5
-04	7/16 x 20	-03	3.5
-04	7/16 x 20	-05	5.5
-06	9/16 x 18	-05	5.5
-06	9/16 x 18	-08	8.5
-08	3/4 x 16	-08	8.5



G-Link Bayonet type

The bayonet type uses a locking mechanism designed for single handed operation, a 'push and twist' of the outer sleeve will couple/uncouple the G-Link with no separate actuation required for operation. Both halves, plug and socket, are equipped with self-acting valves to stop fluid loss and air ingress. The bayonet type can hold pressure up to 200 bar (AN-03). Available in JIC/UNF AN-03, AN-04, AN-06 & AN-08 thread fitments.

Plugs and Sockets are ordered separately

Please note:

AN-04 and AN-06 thread fitments are available with 3.5/5.5mm & 5.5/8.5mm internal diameter body types respectively.

3. SELECT PART NO:

Part No.	Nominal size	Part	Dash	Seal	Hex A/F	O/A Length	Coupled Length	Nominal Ø	MWP	Weight	Type
GQD03BP03EA	03	plug	-03	TFE/P	13 mm	34.7 mm	38 mm	3.5 mm	200 bar	7 g	standard
GQD03BP03BEA	03	plug	-03	TFE/P	13 mm	41.2 mm	38 mm	3.5 mm	200 bar	8 g	bulkhead
GQD03BS03EA	03	socket	-03	TFE/P	13 mm	42.5 mm	38 mm	3.5 mm	200 bar	10 g	standard
GQD03BP03F	03	plug	-03	FPM	13 mm	34.7 mm	38 mm	3.5 mm	200 bar	7 g	standard
GQD03BS03F	03	socket	-03	FPM	13 mm	42.5 mm	38 mm	3.5 mm	200 bar	10 g	standard
GQD03BP04EA	03	plug	-04	TFE/P	13 mm	36.2 mm	38 mm	3.5 mm	200 bar	7 g	standard
GQD03BS04EA	03	socket	-04	TFE/P	13 mm	44.05 mm	38 mm	3.5 mm	200 bar	11 g	standard
GQD03BP04F	03	plug	-04	FPM	13 mm	36.2 mm	38 mm	3.5 mm	200 bar	7 g	standard
GQD03BS04F	03	socket	-04	FPM	13 mm	44.05 mm	38 mm	3.5 mm	200 bar	11 g	standard
GQD05BP04F	05	plug	-04	FPM	17 mm	39.6 mm	43 mm	5.5 mm	150 bar	13 g	standard
GQD05BS04F	05	socket	-04	FPM	17 mm	47.5 mm	43 mm	5.5 mm	150 bar	17 g	standard
GQD05BP04BEA	05	plug	-04	TFE/P	17 mm	47.5 mm	43 mm	5.5 mm	150 bar	15 g	bulkhead
GQD05BS04EA	05	socket	-04	TFE/P	17 mm	47.5 mm	43 mm	5.5 mm	150 bar	17 g	standard
GQD05BP06F	05	plug	-06	FPM	17 mm	39.6 mm	43 mm	5.5 mm	150 bar	14 g	standard
GQD05BS06F	05	socket	-06	FPM	17 mm	47.5 mm	43 mm	5.5 mm	150 bar	18 g	standard
GQD08BP06F	08	plug	-06	FPM	24 mm	49.1 mm	58 mm	8.5 mm	100 bar	26 g	standard
GQD08BS06F	08	socket	-06	FPM	24 mm	58.6 mm	58 mm	8.5 mm	100 bar	38 g	standard
GQD08BP08F	08	plug	-08	FPM	24 mm	51.6 mm	58 mm	8.5 mm	100 bar	30 g	standard
GQD08BS08F	08	socket	-08	FPM	24 mm	61.1 mm	58 mm	8.5 mm	100 bar	42 g	standard



GOODRIDGE

Material Key:

B: Brass, C: Stainless Steel, CH: Chrome Plated, D: Aluminium, P: Zinc Plated Carbon Steel, Z1: Silver Plated Carbon Steel

G-LINK PULL-TYPE

1. CHOOSE SEAL TYPE:

Seal type	Chemical description	Operating temperatures	Fluids
FPM B	Fluorocarbon	-20°C to 200°C	Fuel, Ethanol, Vegetable oil




2. CHOOSE CONFIGURATION:

AN	JIC/UNF	Nominal size	Body ID (mm)
-06	9/16 x 18	-08	8
-08	3/4 x 16	-08	8
-12	1 1/16 x 12	-14	14

G-Link Pull type

The pull type uses a locking mechanism designed for single handed operation, a 'pull' of the outer sleeve will couple/uncouple the G-Link with no separate actuation required for operation. To verify the correct connection, the female half is equipped with a green indicator ring. The indicator ring can alternatively be replaced by a retaining clamp. (This can only be attached when the halves are coupled and eliminates the risk of unintentional coupling). Additionally, the whole operating mechanism is O-ring sealed to achieve particular suitability for rough conditions and to reduce environmental effects. Both halves, plug and socket, are equipped with self-acting valves to stop fluid loss and air ingress. The pull type can hold pressure up to 150 bar (AN-06 & AN-08). Available in JIC/UNF AN-06, AN-08 & AN-12 thread fits.

Plugs and Sockets are ordered separately





3. SELECT PART NO:

Part No.	Nominal size	Part	Dash	Type	Seal	Hex A/F	O/A Length	Coupled Length	Nominal Ø	MWP	Weight
GQD08PP06F	08	plug	-06	standard	FPM	27 mm	42.6 mm	52.6 mm	8.0 mm	150 bar	36 g
GQD08PP06BF	08	plug	-06	bulkhead	FPM	27 mm	53.6 mm	52.6 mm	8.0 mm	150 bar	39 g
GQD08PS06F	08	socket	-06	standard	FPM	24 mm	52 mm	52.6 mm	8.0 mm	150 bar	56 g
GQD08PS06LF	08	socket	-06	lanyard	FPM	24 mm	52 mm	52.6 mm	8.0 mm	150 bar	60 g
GQD08PP08F	08	plug	-08	standard	FPM	27 mm	45.1 mm	52.6 mm	8.0 mm	150 bar	38 g
GQD08PS08F	08	socket	-08	standard	FPM	24 mm	54.5 mm	52.6 mm	8.0 mm	150 bar	59 g
GQD08PS08LF	08	socket	-08	lanyard	FPM	24 mm	54.5 mm	52.6 mm	8.0 mm	150 bar	64 g
GQD14PP12F	14	plug	-12	standard	FPM	36 mm	56.1 mm	64.6 mm	14.0 mm	100 bar	84 g
GQD14PS12F	14	socket	-12	standard	FPM	32 mm	71.1 mm	64.6 mm	14.0 mm	100 bar	140 g



GOODRIDGE

www.goodridge.com



10

WIGGINS / HYDRAFLOW
FLEXIBLE COUPLINGS

GOODRIDGE

Wiggins and Hydraflow

Goodridge supplies Adel Wiggins and Hydraflow quick release couplings; typically used for connecting hard tube to flexible hose of 0.5" - 4" outer diameter. Popular for use in motorsport, aerospace, marine and industrial applications, both connectors are operable using one hand and feature locking latch designs to eliminate the need for using locking safety wire; saving a considerable amount of time when critical. Suitable for low/medium pressure applications – operating pressure 125 PSI. Weld ferrules are available for both connector types, from AN-08 to AN-64 fitments. O-Rings are required and available separately.

Fluid applications:

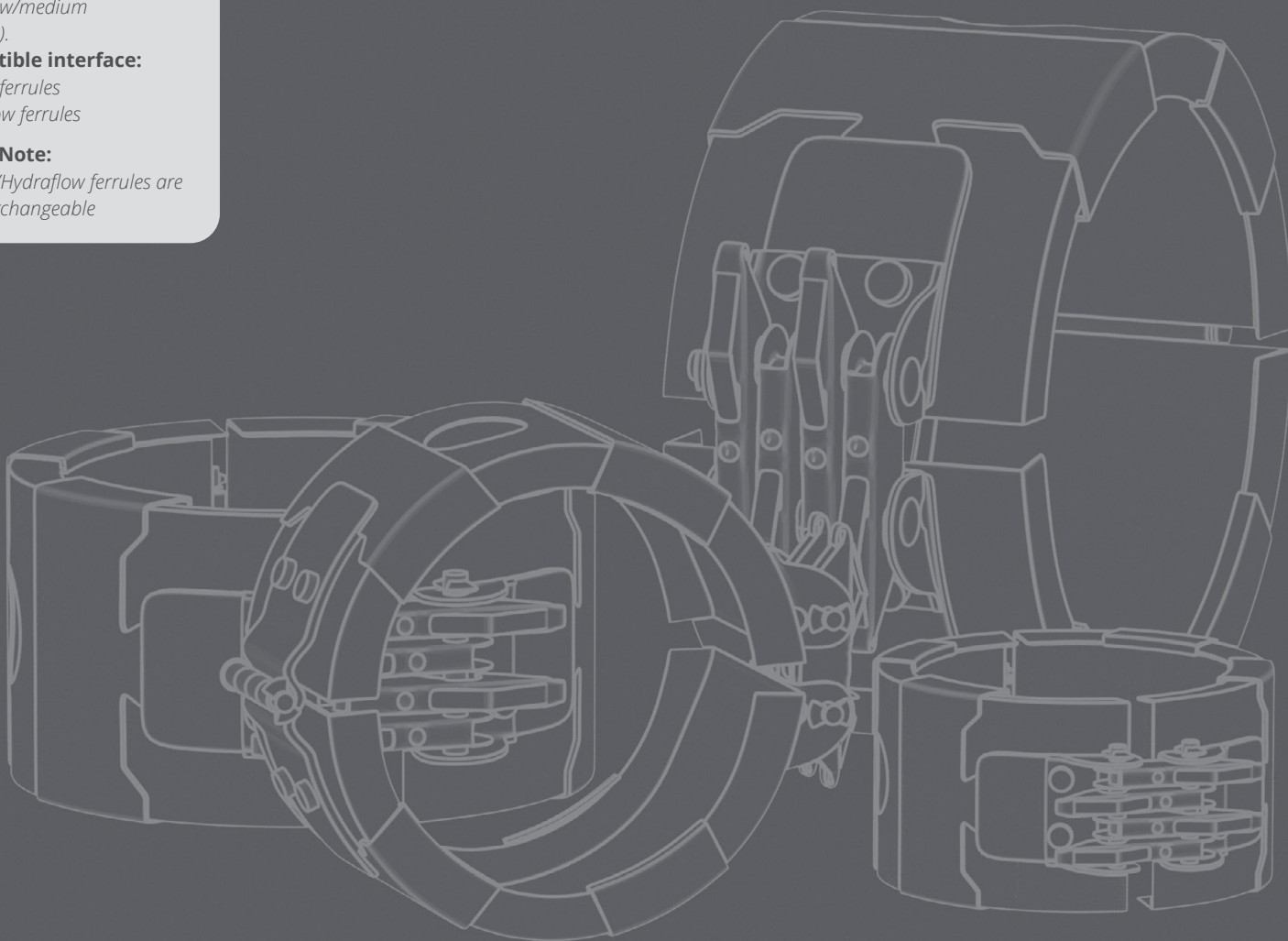
*Fuel, Oil, Water, Coolant
& Air (Low/medium
pressure).*

Compatible interface:

*Wiggins ferrules
Hydraflow ferrules*


Please Note:

*Wiggins/Hydraflow ferrules are
not interchangeable*



Material Key:

B: Brass, C: Stainless Steel, CH: Chrome Plated, D: Aluminium, P: Zinc Plated Carbon Steel, Z1: Silver Plated Carbon Steel

W991**Additional information**

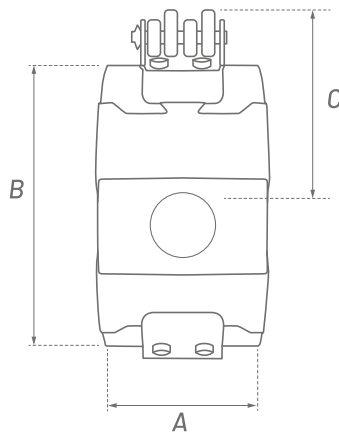
Flexibility: (Max. angular misalignment)
± 4° total angular tube flexure)

Flexure capability: 28.000 per 3° flexure

Axial movement: Up to +1/8 inch from initially centred.

Electrical bonding: (Resistance)
Conforms to MIL-B5087.class SA (< 1 ohm)

Qualification specification: MIL-C-22263

**Wiggins Coupling**

Wiggins W900 Clamshell Couplings are “quick release” couplings designed for use with low/medium pressure (Operating pressure 125 PSI) fabricated aluminium, water, oil and air. The unique design of the clamp allows for +/- 4° of angular misalignment and also 6.35mm total axial movement with rigid pipe/ tube assemblies. In addition, Goodridge manufacture and supply a range of compatible weld ferrules, sleeves and light weight fittings designed to connect directly to Wiggins W900 couplings – available in Goodridge G-Line Ultra 960, 711 & 4000 series. The W900 meets the military and aerospace specification AS1650 and MIL-C-22263.

Operating pressure:

125 psi

Proof pressure:

250 psi

Burst pressure:

375 psi

Operating temperature:

-120°F to +800°F (depending on coupling material)

Seals:

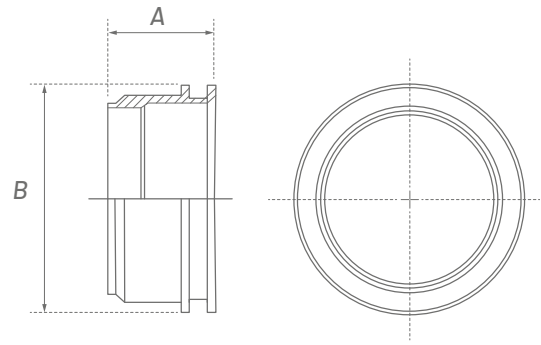

Uses standard AS568 O-Ring sizes provided by user, with O-Ring material selected to suit the application.

Part No.	Outer tube Ø	Material	A max.	B max.	C max.	Weight	O-Ring ref.	Sleeve ref.
W991-08DE	0,500"	D	0.739"	0.851"	0.90"	0.034 lbs	FCO-08V	W908-08D
W991-10DE	0,625"	D	0.739"	0.976"	0.96"	0.038 lbs	FCO-10V	W908-10D
W991-12DE	0,750"	D	0.829"	1.156"	1.04"	0.043 lbs	FCO-12V	W908-12D
W991-16DE	1"	D	0.923"	1.432"	1.16"	0.052 lbs	FCO-16V	W908-16D
W991-20DE	1,250"	D	0.923"	1.682"	1.27"	0.058 lbs	FCO-20V	W908-20D
W991-24DE	1,500"	D	0.923"	1.952"	1.40"	0.062 lbs	FCO-24V	W908-24D
W991-28DE	1,750"	D	0.923"	2.211"	1.52"	0.070 lbs	FCO-28V	W908-28D
W991-32DE	2"	D	0.989"	2.505"	1.66"	0.083 lbs	FCO-32V	W908-32D
W991-40DE	2,5"	D	0.989"	2.996"	1.90"	0.097 lbs	FCO-40V	W908-40D
W991-48DE	3"	D	0.989"	3.554"	2.17"	0.144 lbs	FCO-48V	W908-48D
W991-56DE	3,5"	D	0.989"	4.008"	2.43"	0.176 lbs	FCO-56V	W908-56D

Wiggins weld ferrule

Weld ferrule for Wiggins clamshell couplings.

W903



Part No.	Tube OD	Mat	A max.	B max.	Weight	O-Ring
W903-08D	0,500"	D	0.749"	0.689"	0.010 lbs	FCO-08V
W903-10D	0,625"	D	0.749"	0.814"	0.012 lbs	FCO-10V
W903-12D	0,750"	D	0.783"	0.994"	0.016 lbs	FCO-12V
W903-16D	1"	D	0.838"	1.270"	0.022 lbs	FCO-16V
W903-20D	1,250"	D	0.838"	1.520"	0.027 lbs	FCO-20V
W903-24D	1,500"	D	0.838"	1.790"	0.033 lbs	FCO-24V
W903-28D	1,750"	D	0.838"	2.040"	0.038 lbs	FCO-28V
W903-32D	2"	D	0.854"	2.313"	0.047 lbs	FCO-32V
W903-40D	2,5"	D	0.854"	2.813"	0.056 lbs	FCO-40V
W903-48D	3"	D	0.854"	3.313"	0.069 lbs	FCO-48V
W903-56D	3,5"	D	0.854"	3.823"	0.081 lbs	FCO-56V

Wiggins O-ring

FCO



WIGGINS O-RING

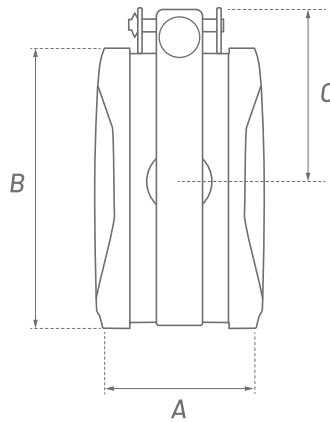
Part No.	For connector/ferrule
FCO-08V	-08
FCO-10V	-10
FCO-12V	-12
FCO-16V	-16
FCO-20V	-20
FCO-24V	-24
FCO-28V	-28
FCO-32V	-32
FCO-40V	-40
FCO-48V	-48
FCO-56V	-56

Material Key:

B: Brass, C: Stainless Steel, CH: Chrome Plated, D: Aluminium, P: Zinc Plated Carbon Steel, Z1: Silver Plated Carbon Steel

14J21**Hydraflow clamshell coupling features:**

- Lightweight
- Flexible
- Durable
- Safety Strap
- Single handed operation
- Industry standard flanges
- Integral bonding wires

**Hydraflow Coupling**

Hydraflow specialises in creating engineered solutions for moving low pressure fluid within high technology platforms. The Hydraflow 14J21 Clamshell is a threadless flexible coupling with a unique safety feature for fluid transfer in motorsport applications and used with industry standard flanges. Goodridge manufacture and supply a range of compatible weld ferrules, sleeves and light weight fittings designed to connect directly to Hydraflow couplings – available in Goodridge G-Line Ultra 960, 711 & 4000 series.

Operating pressure:

- 08 to -12 = 500 PSIG
- 16 to -64 = 155 PSIG

Proof pressure:

- 08 to -12 = 750 PSIG
- 16 to -64 = 227 PSIG

Burst pressure:

- 08 to -12 = 1000 PSIG
- 16 to -64 = 382 PSIG

Operating temperature:

- 65°F to +450°F (depending on coupling material)

Notes:


The coupling meets the performance requirements of AS1650

Part No.	Outer tube Ø	Material	A max.	B max.	C max.	Weight	O-Ring ref.
14J21-08A	0.500"	D	0.85"	1.06"	0.89"	0.033 lbs	150-08-015V75
14J21-10A	0.625"	D	0.85"	1.16"	0.95"	0.036 lbs	150-10-017V75
14J21-12A	0.750"	D	0.95"	1.27"	1.04"	0.046 lbs	150-12-117V75
14J21-16A	1.000"	D	1.04"	1.49"	1.18"	0.061 lbs	150-16-214V75
14J21-20A	1.250"	D	1.04"	1.74"	1.29"	0.069 lbs	150-20-218V75
14J21-24A	1.500"	D	1.04"	2.03"	1.43"	0.078 lbs	150-24-222V75
14J21-28A	1.750"	D	1.04"	2.24"	1.55"	0.084 lbs	150-28-224V75
14J21-32A	2.000"	D	1.08"	2.53"	1.69"	0.101 lbs	150-32-226V75
14J21-36A	2.250"	D	1.08"	2.87"	1.80"	0.112 lbs	150-36-228V75
14J21-40A	2.500"	D	1.09"	3.08"	1.91"	0.130 lbs	150-40-230V75
14J21-48A	3.000"	D	1.13"	3.69"	2.18"	0.187 lbs	150-48-234V75
14J21-56A	3.500"	D	1.13"	4.19"	2.44"	0.223 lbs	150-56-238V75
14J21-64A	4.000"	D	1.13"	4.79"	2.68"	0.248 lbs	150-64-242V75

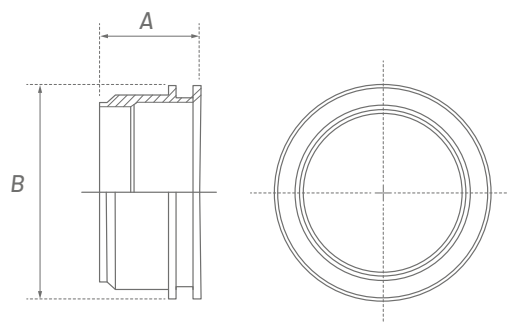
Hydraflow weld ferrule

Weld ferrule for Hydraflow clamshell couplings.

14F



HYDRAFLOW



Part No.	Tube OD	Mat	A max.	B max.	Weight	O-Ring
14F03-08D	0.500"	D	0.739"	0,685"	0.010 lbs	150-08-015V75
14F03-10D	0.625"	D	0.739"	0,810"	0.013 lbs	150-10-017V75
14F03-12D	0.750"	D	0.773"	0,990"	0.017 lbs	150-12-117V75
14F03-16D	1.000"	D	0.828"	1,266"	0.023 lbs	150-16-214V75
14F03-20D	1.250"	D	0.828"	1,516"	0.030 lbs	150-20-218V75
14F03-24D	1.500"	D	0.828"	1,786"	0.035 lbs	150-24-222V75
14F03-28D	1.750"	D	0.828"	2,036"	0.042 lbs	150-28-224V75
14F03-32D	2.000"	D	0.844"	2,309"	0.051 lbs	150-32-226V75
14F03-36D	2.250"	D	0.844"	2,559"	0.058 lbs	150-36-228V75
14F03-40D	2.500"	D	0.844"	2,809"	0.065 lbs	150-40-230V75
14F03-48D	3.000"	D	0.844"	3,309"	0.079 lbs	150-48-234V75
14F03-56D	3.500"	D	0.844"	3,821"	0.091 lbs	150-56-238V75
14F03-64D	4.000"	D	0.844"	4,328"	0.111 lbs	150-64-242V75


Hydraflow O-ring

150



HYDRAFLOW O-RING

Part No.	For connector/ferrule
150-08-015V75	-08
150-10-017V75	-10
150-12-117V75	-12
150-16-214V75	-16
150-20-218V75	-20
150-24-222V75	-24
150-28-224V75	-28
150-32-226V75	-32
150-36-228V75	-36
150-40-230V75	-40
150-48-234V75	-48
150-56-238V75	-56
150-64-242V75	-64




GOODRIDGE



GOODRIDGE

www.goodridge.com



11

OIL COOLERS

GOODRIDGE

Oil coolers

To compliment the Goodridge hose, fittings and ancillary range, Goodridge also supplies a range of Setrab oil coolers. Used by championship winning race teams world-wide, the track-proven, rugged construction of the Setrab cooler makes it the ideal cooling solution for motorsport and high-performance road use. Goodridge supplies the Setrab ProLine STD range; suitable for the following applications.

- **Engine oil**
- **Transmission oil**
- **Clutch fluid**
- **Brake fluid**
- **Differential oil**
- **Power steering fluid**

In addition, Goodridge offers a range of male/male JIC/UNF adaptors, ready to accept JIC/UNF fittings. Setrab mounting brackets and fasteners can also be purchased separately.

Which Goodridge hose and fittings ranges are compatible?

G-Line Ultra Section 01

G-Line Section 02

600 series Section 03

200 series Section 04

536 series Section 05

Why regulate engine oil temperature?

The engine oil temperature has a direct bearing on performance and engine lifespan. If the oil is too cool it causes excessive frictional drag, hindering performance and not getting the oil hot enough to burn off contaminants. If the oil is too hot it can't lubricate the engine correctly, causing loss of oil pressure; resulting in serious engine wear and damage.

What causes engine oil temperature to fluctuate?

Increase in engine RPM for prolonged periods of time – track driving/racing.

Obstruction of airflow to the sump or existing cooler, modification from original specifications.

Oil circulation through an added turbocharger/supercharger can dissipate heat from the oil system.

What is the optimum oil temperature?

Optimum oil temperatures differ between applications.

Please consult your OEM manufacturer / engine builder for more information.

The Setrab logo is rendered in a bold, stylized font with a white outline and a dark grey fill. The letters are thick and blocky, with a slight shadow effect. The background of the entire page is a dark grey, and there is a faint, light grey line drawing of an oil cooler assembly in the background, showing various components like hoses, fittings, and the main cooling unit.

Material Key:

B: Brass, C: Stainless Steel, CH: Chrome Plated, D: Aluminium, P: Zinc Plated Carbon Steel, Z1: Silver Plated Carbon Steel

How do I measure an oil cooler?

The **ProLine STD** range cooler height and width can be specified to fit your bespoke application.

1. Width:

Available in three widths – **Half, Full & Extra.**

Width	A (mm)	B (mm)	C (mm)	D (mm)
HALF	210	163	130	190
FULL	330	283	250	310
EXTRA	405	325	292	385

*A,B,C & D measurements correspond to diagram

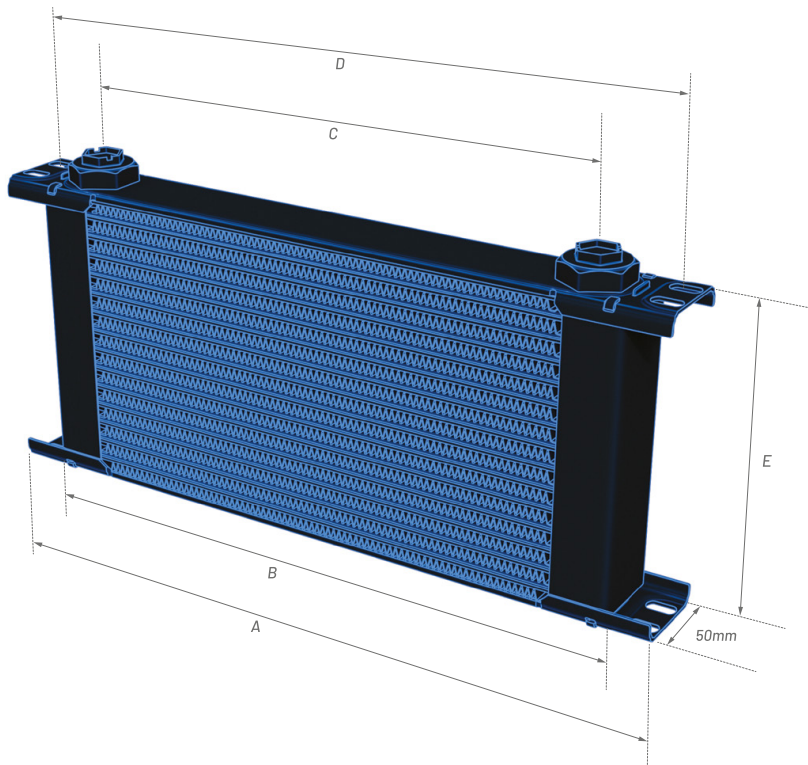
2. Height:

Rows	E (mm)
7	52
10	75
13	99
16	123
19	146
25	194
34	236
40	310
50	388

*E measurement corresponds to diagram

3. Depth:

All Setrab ProLine STD coolers have a depth of 50mm.



Need help? Contact our technical sales team today.

Tel: 01392 369090

Email: sales@goodridge.com

ProLine STD

Oil coolers

Full Setrab range available upon request.

Please contact Goodridge directly.

Technical Specifications**Pressure Pulsation****Endurance:**

200k pulsations, 0-10 bar(g),
2 Hz, 60°C oil temp

Working Pressure:

0-10 bar(g)

Max Pressure:

12 bar(g)

Burst Pressure:

37 bar(g)

Working Temperature:

-40°C to 150°C

Material:

Aluminium alloys

ProLine STD Oil coolers



Full Setrab range available upon request.

Please contact Goodridge directly.

Technical Specifications

Pressure Pulsation

Endurance:

200k pulsations, 0-10 bar(g),
2 Hz, 60°C oil temp

Working Pressure:

0-10 bar(g)

Max Pressure:

12 bar(g)

Burst Pressure:

37 bar(g)

Working Temperature:

-40°C to 150°C

Material:

Aluminium alloys

PROLINE STD PART NUMBERS

Half width

Part No	Width	Depth mm	Rows	Height mm	Port size
50-107-7612	Half	50	7	52	M22 x 1.5
50-110-7612	Half	50	10	75	M22 x 1.5
50-113-7612	Half	50	13	99	M22 x 1.5
50-116-7612	Half	50	16	123	M22 x 1.5
50-119-7612	Half	50	19	146	M22 x 1.5
50-125-7612	Half	50	25	194	M22 x 1.5
50-150-7612	Half	05	50	388	M22 x 1.5

Full width

Part No	Width	Depth mm	Rows	Height mm	Port size
50-607-7612	Full	50	7	52	M22 x 1.5
50-610-7612	Full	50	10	75	M22 x 1.5
50-613-7612	Full	50	13	99	M22 x 1.5
50-616-7612	Full	50	16	123	M22 x 1.5
50-619-7612	Full	50	19	146	M22 x 1.5
50-625-7612	Full	50	25	194	M22 x 1.5
50-634-7612	Full	50	34	236	M22 x 1.5
50-640-7612	Full	50	40	310	M22 x 1.5

Extra width

Part No	Width	Depth mm	Rows	Height mm	Port size
50-910-7612	Extra	50	10	75	M22 x 1.5
50-913-7612	Extra	50	13	99	M22 x 1.5
50-915-7612	Extra	50	15	115	M22 x 1.5
50-919-7612	Extra	50	19	146	M22 x 1.5
50-925-7612	Extra	50	25	194	M22 x 1.5

To use AN JIC/UNF fittings you will need to purchase x2 adaptors (inc x2 O-rings), per cooler.



Need help? Contact our technical sales team today.

Tel: 01392 369090

Email: sales@goodridge.com

Material Key:

B: Brass, C: Stainless Steel, CH: Chrome Plated, D: Aluminium, P: Zinc Plated Carbon Steel, Z1: Silver Plated Carbon Steel

MALE/MALE ADAPTORS:

To use AN JIC/UNF fittings for both ports on the cooler you will need to purchase x2 adaptors

Part No	Dash size <i>(To engine)</i>	Thread type <i>(To cooler port)</i>
22-09475-01	AN06 (9/16 x 18)	M22 x 1.5
22-09476-01	AN08 (3/4 x 16)	M22 x 1.5
22-09477-01	AN10 (7/8 x 14)	M22 x 1.5
22-09478-01	AN12 (1 1/16 x 12)	M22 x 1.5
22-09479-01	AN16 (1 5/16 x 12)	M22 x 1.5

O-ring supplied with adaptor

O-RING

Part No	Size
25-233	M22

ProLine STD
 Oil coolers


GOODRIDGE



www.goodridge.com



12

BRAKE AND CLUTCH
LINE KITS

GOODRIDGE

Car and Motorcycle Brake and Clutch Line Kits

Goodridge stainless steel brake and clutch line kits are available to suit all models of car and motorcycle. Kits feature the finest quality hose, consisting of a PTFE inner with a stainless-steel outer braid. This eliminates the spongy feel under arduous conditions, giving greater braking efficiency or clutch operation.

- *Increased confidence and control*
- *Eliminates spongy feel*
- *Improved braking efficiency*
- *Abrasion and corrosion resistant*
- *TUV, DOT, ADR and ISO approved*
- *Direct replacement for OEM*





100%
PRESSURE
TESTED

FMVSS 106
COMPLIANT, DOT,
TUV, ADR, ISO9001
ACCREDITED


- GOODRIDGE**
- GREATER BRAKING EFFICIENCY
 - RESISTANCE TO ABRASION AND CORROSION
 - ELIMINATES SPONGINESS UNDER HEAVY BRAKING
 - ADDED RELIABILITY, SAFETY AND BRILLIANT LOOKS
 - TECHNICALLY SUPERIOR AND RACE PROVEN

100%
PRESSURE
TESTED

A close-up, grayscale photograph of a metal grate. The grate consists of several parallel, wavy metal bars. The word "GOODRIDGE" is embossed in a bold, sans-serif font on the surface of the bars. The lighting creates highlights and shadows that emphasize the texture and depth of the metal.

GOODRIDGE

www.goodridge.com



13

ANCILLARY AND TOOLING

GOODRIDGE

Ancillary

Goodridge supply a range of ancillary parts, essential to high quality race car/bike builds. In this section you will find lockwire & twisting pliers, P-Clips, hose separators, heat shrink, flame guard, seals, washers, O-rings, valves and filters.

All the small details that are often overlooked but make a safe and reliable, championship winning race car/bike.



Material Key:

B: Brass, C: Stainless Steel, CH: Chrome Plated, D: Aluminium, P: Zinc Plated Carbon Steel, Z1: Silver Plated Carbon Steel

LARGE CAPACITY FUEL FILTER

Part No.	Type	Use	Filter	JIC/UNF
FF572-04	Gauze filter	Fuel/oil	149 micron	JIC 7/16 x 20
FF572-06	Gauze filter	Fuel/oil	149 micron	JIC 9/16 x 18
FF572-08	Gauze filter	Fuel/oil	149 micron	JIC 3/4 x 16
FF572-10	Gauze filter	Fuel/oil	149 micron	JIC 7/8 x 14

Large capacity fuel filter

A 149 micron fuel or oil filter designed to be placed in line. These filters have a fine mesh filter which can be removed and cleaned.

Application:

All fuel and oil systems.

ROLL OVER VALVES

Part No.	Type	Application	JIC/UNF
ROV-06-FIA	FIA	Fuel	9/16 x 18
ROV-10-FIA	FIA	Fuel	7/8 x 14

Roll over valves

Goodridge roll-over valves are available in sizes AN-06 and AN-10. Both sizes are FIA approved, providing reliable roll-over function for all motorsport based applications.

Application:

Roll-over shut off

ALLOY CHECK (FLAP) VALVE

Part No.	JIC/UNF
FCV-04	7/16 x 20
FCV-06	9/16 x 18
FCV-08	3/4 x 16
FCV-10	7/8 x 14

Alloy check valve

Alloy cased flap check valves for low pressure oil and fuel applications.

Application:

All fuel and oil systems. comes with Viton GF seal.

Crush Washers

Copper sealing washers for use with Z1, chrome plated steel, mild steel and stainless fittings.
Aluminium sealing washer for use with aluminium fittings.

Application:

Copper washers:

All stainless steel fittings

Aluminium washers:

Aluminium fittings

Material:

C, D, Z1

CRUSH WASHERS



Part No.	Mat	ID	Thickness	OD
44512	Copper	6,30 mm	1,0 mm	9,80 mm
44514	Copper	8,00 mm	1,0 mm	11,00 mm
44515	Alloy	0,400"	0,050"	0,590"
44516	Copper	10,00 mm	0,050"	0,590"
44517	Copper	10,00 mm	2,0 mm	14,0 mm
44518	Copper	0,437"	0,050"	0,685"
44518HD	Copper	11,50 mm	1,50 mm	16,00 mm
44519	Copper	12,50 mm	1,30 mm	15,00 mm
44520	Copper	14,50 mm	1,50 mm	18,00 mm
44550	Steel	10,60mm	2.00mm	19,6 mm
CUW-M12	Copper	12,25 mm	1,50 mm	16,00 mm
CUW-M14	Copper	14,40 mm	1,20 mm	18,40 mm
CUW-M16	Copper	16,00 mm	1,0 mm	22,50 mm
CUW-M18	Copper	18,20 mm	2,0 mm	24,20 mm
CUW-M22	Copper	22,30 mm	1,5 mm	26,80 mm
CW901-04	Alloy	0,443"	0,050"	0,683"
CW901-06	Alloy	0,568"	0,050"	0,808"
CW901-08	Alloy	0,755"	0,050"	0,995"
CW901-10	Alloy	0,880"	0,050"	1,120"
CW901-12	Alloy	1,068"	0,050"	1,370"
CW901-M12	Alloy	12,2 mm	1,1 mm	17,9 mm
CW901-M14	Alloy	14,5 mm	1,4 mm	19,0 mm
CW901-M16	Alloy	16,3 mm	1,4 mm	19,8 mm
CW901-M18	Alloy	18,2 mm	2,0 mm	24,20mm

Bonded seals

High quality bonded Dowty sealing washers in a range of sizes.

**NOT TO BE USED
WITH BRAKE FLUID**

Application:

Steel fittings

Material:

Mild Steel and Nitrile rubber

Temperature:

-40°C / -40°F to 108°C / 225°F

BONDED SEALS (DOWTY)



Part No.	Mat	ID	OD	Note
DW-09	Steel	0,460"	0,750"	JIC 7/16 - Met 11 mm
DW-10	Steel	0,585"	0,875"	JIC 9/16 - Met 14 mm
DW-11	Steel	0,650"	1,000"	JIC 5/8 - Met 16 mm
DW-20A	Steel	0,407"	0,625"	BSP 1/8 - JIC 3/8 - Met 10 mm
DW-21B	Steel	0,540"	0,810"	BSP 1/4 - JIC 1/2 - Met 12 mm
DW-23C	Steel	0,679"	0,940"	BSP 3/8
DW-24CC	Steel	0,744"	1,060"	JIC 3/4 - Met 18 mm
DW-25D	Steel	0,847"	1,125"	BSP 1/2 - Met 20 mm
DW-26E	Steel	0,942"	1,250"	BSP 5/8 - JIC 7/8 - Met 22 mm
DW-27F	Steel	1,064"	1,375"	BSP 3/4 - JIC 1 - Met 24 mm
DW-28FF	Steel	1,095"	1,520"	JIC 1 1/16 - Met 26 mm

Material Key:

B: Brass, C: Stainless Steel, CH: Chrome Plated, D: Aluminium, P: Zinc Plated Carbon Steel, Z1: Silver Plated Carbon Steel

STAT-O-SEALS

Part No.	Mat	ID	Thickness	OD
SS902-04	D	1/4"	1,25 mm	12,7 mm
SS902-05	D	5/16"	1,25 mm	15,3 mm
SS902-06	D	3/8"	1,25 mm	16,9 mm
SS902-07	D	7/16"	1,25 mm	19,2 mm
SS902-08	D	1/2"	1,25 mm	22,2 mm
SS902-09	D	9/16"	1,25 mm	27,0 mm
SS902-10	D	5/8"	1,25 mm	30,2 mm
SS902-12	D	3/4"	1,5 mm	33,4 mm
SS902-14	D	7/8"	1,5 mm	28,3 mm

Stat-o-seals

The stat-o-seal is the best sealing washer available. Consisting of a synthetic rubber O-Ring mechanically locked in the ID of an aluminium crush washer. This provides the advantages of an O-Ring seal, but with the ease of fitting.

Application:

Aluminium fittings

Material:

Aluminium and rubber

Temperature:

-30°C / -22°F to 233°C / 450°F

BUNA O-RING

Part No.	Section	int. Ø
OR6290-03	1,6 mm	7,65 mm
OR6290-04	1,8 mm	8,92 mm
OR6290-06	2,0 mm	11,89 mm
OR6290-08	2,2 mm	16,36 mm
OR6290-10	2,5 mm	19,18 mm
OR6290-12	2,9 mm	23,47 mm

OR6290 Buna o ring**Fitting type:**

O-Ring

Application:

Petroleum based products

To suit:

AN920, AN921, AN922, AN814SD and G-Line swivel fittings

Please note:

AN6290 compliant

LOCKNUTS

Part No.	Thread	To suit	Mat
2K8686Z1	5/8 Whitworth	748-03 / 749-31 750-31 / 704 / 746	Z1
2K8686C	5/8 Whitworth	748-03 / 749-31 750-31 / 704 / 746	C
318-31C	M10 x 1,00	446-31 / 444-31	C
318-31Z1	M10 x 1,00	446-31 / 444-31	Z1
318-M121Z1	M12 x 1,00	446-03-M121 446-04-M121	Z1
924-03C	JIC 3/8 x 24	443-03	C
924-03Z1	JIC 3/8 x 24	443-03	Z1
924-04Z1	JIC 7/16 x 20	443-04	Z1
924-06Z1	JIC 9/16 x 18	832-06	Z1

Locknuts**Material:**

C, P, Z1

Fireproof sleeve

Goodridge braided fire sleeve is engineered for exposure to varying degrees of heat. The thick layer of self-extinguishing silicone polymer shields direct flame exposure, shedding molten metal and glass, whereas the texturized braided fibreglass insulating inner core maintains and stabilises internal temperature whilst minimising surface temperature. Resistant to lubricating oils, fuels, hydraulic fluid, acids, bases and solvents.

Application:

Hose Insulation and Fire Retardant

Temperature:

*Continuous: 500°F / 260°C
Intermittent: 2200°F / 1200°C
Minimum: -65°F / -54°C*

Material:

Silicone & Fibreglass

To suit hose:

All - Flexible and expandable

Colour:

Silver

FIREPROOF SLEEVE



Part No.	To suit hose	Ext. hose Ø
FG900-04S	-2/-3	05mm - 08mm
FG900-06S	-4	10mm - 12mm
FG900-08S	-6	12mm - 14mm
FG900-10S	-8	14mm - 18mm
FG900-12S	-10	18mm - 21mm
FG900-16S	-12	21mm - 24mm
FG900-20S	-16	25mm - 33mm



Please see our hose covering application guide on chapter 16 for more info


Textalu

An insulative fibreglass sleeving with a silicone coating designed to protect components in high temperature areas where the heavier fireproof sleeving is not required. It provides superior insulation to components that must maintain stable temperatures to assure performance efficiency. The braided construction allows good flexibility in temperatures as low as -40°C.

Temperature:

*Continuous:
-40°F / -40°C
+428°F / +220°C*

TEXTALU



Part No.	To suit hose	Ext. hose Ø
TEXTALU-5MM	-02	5 mm
TEXTALU-8MM	-03	8 mm
TEXTALU-10MM	-04	10 mm
TEXTALU-12MM	-06	12 mm
TEXTALU-15MM	-08/-10	15 mm
TEXTALU-22MM	-12/-16	22 mm



Please see our hose covering application guide on chapter 16 for more info

Material Key:

B: Brass, C: Stainless Steel, CH: Chrome Plated, D: Aluminium, P: Zinc Plated Carbon Steel, Z1: Silver Plated Carbon Steel

EKC622 FLAMEGUARD

Please see our hose covering application guide on chapter 16 for more info

Part No.	To suit hose	Ext. hose Ø
EKC622-04	02/-03/-04	1/2"
EKC622-08	-06/-08	3/4"
EKC622-12	-10/-12	1"
EKC622-16	-16	1 1/4"

EKC622 Flameguard

Flameguard. A glass cloth with an aluminium foil surface on one side. Its lightweight construction makes it a very popular heat and fire protector. It is now also available with aramid fibre reinforced cloth for ultimate strength.

Application temperature:
-36°C / 33°F to 180°C / 356°F

REINFORCED PLASTIC

Part No.	Colour	To suit hose
HP-03BK	Black	600-03

HP-03 Reinforced plastic

To suit Motocross and Enduro applications, this hard plastic tubing can be used over your flexible hose and attached to the fork leg or rear swingarm.

Application:
Protective/Rigid covering

Material:
Reinforced Plastic

To suit hose:
600-03

Colour:
Black

PVC HEATSHRINK

Please see our hose covering application guide on chapter 16 for more info

Part No.	To suit hose	Colour
HS760-03BK	-03/-04	Black
HS760-03CL	-03/-04	Transparent
HS760-06BK	-04/-06/-08	Black
HS760-06CL	-04/-06/-08	Transparent
HS760-10BK	-10/-12	Black

HS760 Heatshrink

Self-extinguishing PVC protective heat shrink, provides protection against corrosion and abrasion. This tough, hard wearing material may be fitted to braided hose or any other automotive component and shrunk to size by hot air, with a maximum reduction of 35%.

Application:
Protective covering

Material:
PVC

To suit hose:
600, 200, 910

Colour:
Black = BK / Clear = CL

Heatshrink

Popular amongst motorsport applications; Raychem is a heat shrink covering offering flexibility, chemical and abrasion resistance.

(Glue impregnated and thin wall versions available on request)

- Long-term fluid and heat resistance
- Resistance to fuels and hydraulic fluids
- Flexible
- Flame-retardant

Application:

Heat, abrasion and chemical resistant covering. Withstands temperatures from -75°C to 150°C.

Material:

Raychem

To suit hose:

600, 200, 210, 910, 811

Colour:

Black

RAYCHEM HEATSHRINK



Part No.	To suit hose	Colour
DR-25-1/4	-02	Black
DR-25-3/8	-03/-04	Black
DR-25-1/2	-06	Black
DR-25-3/4	-06/-08	Black
DR-25-1	-10/-12	Black



Please see our hose covering application guide on chapter 16 for more info

FRP Spiral binding

A flexible reinforced polythene spiral binding; provides protection to both hose and paint work.

Application:

Hose protection

Material:

Reinforced Polythene

To suit hose:

200, 210, 600

Colour:

Black

SPIRAL BINDING



Part No.	Colour	To suit hose
FRP-2BK	Black	600-03/-04

Material Key:

B: Brass, C: Stainless Steel, CH: Chrome Plated, D: Aluminium, P: Zinc Plated Carbon Steel, Z1: Silver Plated Carbon Steel

HOSE SEPARATORS

Part No.	To suit hose	Colour
PHS-03CL	600-03	Silver
PHS-03CL-CF	600-03 covered hose	Silver
PHS-03DB	600-03	Blue
PHS-03DB-CF	600-03 covered hose	Blue
PHS-03DR	600-03	Red
PHS-03DR-CF	600-03 covered hose	Red
PHS-06DB	200-06	Blue
PHS-06DR	200-06	Red
PHS-08DB	200-08	Blue
PHS-08DR	200-08	Red

PHS Hose separators

Available in a range of dash sizes to suit your application. Manufactured from billet aluminium.

Fitting Type:

Hose separator

Application:

Locating and routing hoses

Anodised Aluminium**Colours:**

CL = Silver, DR = Red, DB = Blue

To suit hose:

G-Line Ultra, G-Line, 200, 210 and 600

CLAMPS

Part No.	To suit hose	Colour	Bore size
PLCC-03	600-02	Aluminium	3/16"
PLCC-04	600-03	Aluminium	1/4"
PLCC-04DBU	600-03	Blue	1/4"
PLCC-04DRD	600-03	Red	1/4"
PLCC-05	600-04 & -03 covered	Aluminium	5/16"
PLCC-05DBU	600-04 & -03 covered	Blue	5/16"
PLCC-05DRD	600-04 & -03 covered	Red	5/16"
PLCC-06	600-05	Aluminium	3/8"
PLCC-08	200-06	Aluminium	1/2"
PLCC-10	200-08	Aluminium	5/8"
PLCC-12	200-10	Aluminium	3/4"
PLCC-14	200-14	Aluminium	7/8"
PLCC-16	200-12	Aluminium	1"
PLCC-20	200-16	Aluminium	1 1/4"
PLCC-24	200-20	Aluminium	1 1/2"

PLCC Clamps

Aircraft quality P-Clips to support and locate hoses inside and outside the vehicle. Secured by rivet or bolt. AN-04 and AN-05 fitments are available in a range of anodised colours.

Material:

D = Aluminium

Anodised Aluminium**Colours:**

BU = Blue, RD = Red

Example Part No:

PLCC-03GD = Anodised Aluminium Gold

STAINLESS STEEL LOCKWIRE

Part No.	Diameter
LWD594	0,45 mm
LWD595	0,51 mm
LWD596	0,62 mm
LWD597	0,81 mm
LWD598	1,01 mm

Stainless steel Lockwire

Aircraft grade 321 Stainless Steel lock wire manufactured to military specifications. Use with TP598 lock wire twist pliers for quick and easy installation.

Material:

Stainless Steel

Application:

Prevents fasteners from vibrating loose.

Package weight:

0.45KG

Alloy spanners

Hard anodised alloy wrenches specifically designed for use with Goodridge alloy hose ends and adaptors. Short handles allow use in confined spaces and discourage overtightening. Available in both double ended and single ended designs.

AW760-SET contains wrenches from -04 to -12

ALLOY SPANNERS



Part No.	A Hex		B Hex	
AW760-04D	9/16"	14.28mm	5/8"	15.88mm
AW760-06D	11/16"	17.46mm	3/4"	19.05mm
AW760-08D	3/4"	19.05mm	7/8"	22.22mm
AW760-10D	1"	25.40mm	1 1/16"	26.99mm
AW760-12D	1 3/16"	30.16mm	1 1/4"	31.75mm
AW760-16D	1 7/16"	36.51mm	1 1/2"	38.10mm
AW760-SET	-4 -12		5 piece kit -	

G-Heat Team & G-Heat Clubman

The Goodridge G-Heat Engine Pre-Heater is a professional, simple-to-use solution to cold-starting a competition engine.

Voltage - 230V
Hose bore size - 16mm

G-HEAT TEAM & CLUBMAN



Part No.	Description
GPH01	G-Heat Team
GPH02	G-Heat Clubman

G-Heat Team - Supplied with G-link dry break connections and Kevlar braided convoluted hose.

G-Heat Clubman - Supplied with Staubli RMI dry break fittings and nitrile rubber hose with non-abrasive fibre braid.

Both options include 2.5m long hoses, 2 x dry break fittings and 2 x aluminium weld on bosses for the fittings to attach to, and a two pin European plug.

Fuel sampling system

FIA approved fuel sampling system to comply with current MSA British Championship regulations.


FUEL SAMPLING SYSTEM



Part No.	Size	Description
ZZJW-M01	-6	200 series hose - Petrol/Methanol
ZZJW-M02	-6	811 Series hose - Petrol/Methanol

Material Key:

B: Brass, C: Stainless Steel, CH: Chrome Plated, D: Aluminium, P: Zinc Plated Carbon Steel, Z1: Silver Plated Carbon Steel

FUEL SHUT OFF TAP

Part No.	Inlet Thread	Outlet Thread	Mat
PV72-06D	NPT 3/8	JIC/UNF 9/16 x 18	D

Fuel shut off tap

Lightweight and compact tap, allowing full flow or 100% shut-off.

Application:

Fuel systems

WIRE TWISTING PLIERS

Part No.	Length
TP596	6"
TP598	9"

Wire twisting pliers

Safety Lock Wire Pliers are a quick and easy way to install lockwire without the hassle of using a set of standard pliers or twisting by hand. The pliers lock closed to grip the wire and can be spun with a single hand for hard to access areas.

Application:

Compatible with all grades of lock wire.

FLARING MANDREL

Part No.	Colour	To suit
GM100MTB	Gold	-02
GM102	Blue	-02
GM100	Red	600-03
GM104	Gold	-04

Flaring Mandrel**Application:**

The mandrel is used to open the wire braid and bore of the PTFE ready for fitting the olive.

SOCKET PLATE

Part No.	Colour	To suit
GP101	-	600-02/-03/-04

Socket Plate**Application:**

the socket plate is used to pull the socket over the wire braid and olive prior to final assembly. The socket plate saves time when used with multiple hose assemblies.



GOODRIDGE

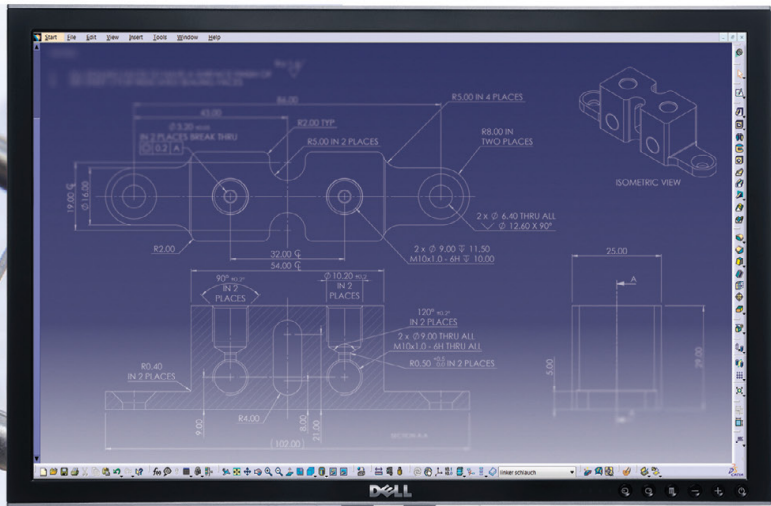
www.goodridge.com



14

ENGINEERING
CAPABILITIES &
MOBILE WORKSHOP

GOODRIDGE



For complex projects, Goodridge has a team of in-house design engineers to assist and offer consultancy based services. Customers are allocated a bespoke design engineer and project manager to see the build through to completion.



Design services:

- In-house design department
- 'Full service' supplier
- Build to print
- Dedicated project team
- Defined scope of work

Software supported:

- Catia V5
- Solidworks

File formats supported:

IGES, STEP, ACTS, DXF, DWG, SLTDP – CAT part

In house manufacturing capabilities:

- CNC tube bending
- End forming
- Brazing
- TIG welding
- CNC milling
- Hose assembly

Production & Prototyping:

- 3D printing
- Prototype alignment
- Functional samples
- In house manufacturing

Testing:

- Up to 10,000 psi
- Impulse pressure testing
- Temperature testing
- Visual inspection
- Cleaned and capped



For more information on bespoke engineering services, please contact Goodridge directly.



Need on-site assistance?

The Goodridge Mobile Workshop is available for customers who require on-site assistance, whether this be assessing a problem, prototyping or fitting a CAD/CAM hose assembly manufactured from a supplied drawing.

What's on board?

- Crimping facilities
- Pressure testing facility
- Mobile stock room
- Goodridge operative

How can we assist?

- Fuel systems
- Oil cooling & plumbing
- Water/Coolant plumbing
- Brake & clutch systems
- Air jacks
- Methanol & Ethanol injection
- EV coolant plumbing

Mobile workshop case study *Roger Clark Motorsport*

The Gobstopper 3 project isn't just a car, it's a research and development exercise, requiring a complex plumbing solution. We enlisted the help of the Goodridge mobile workshop to visit site, prototype complex assemblies on the car, manufacture the assemblies on site and install them on the vehicle.

Not only were the team able to find solutions to complex problems, the project was completed quickly, when time was critical.

Matt Clark –
Technical Director



GOODRIDGE

www.goodridge.com



15

CASE STUDY

GOODRIDGE

Hyundai

Established in 2012, located in Alzenau, near Hyundai Europe's base in Offenbach, you will find Hyundai Motorsport GmbH headquarters.

Hyundai began building a World Rally Car in 2013, based on the i20 chassis. It didn't take long before the team put the i20 WRC on the podium, that coming with third place in Rally Mexico before claiming a first WRC win at Rallye Deutschland.

Established as front runner in the WRC the team founded their Customer Racing department in 2015. The new program began with the i20 R5 rally car, which made a competitive debut in September 2016.

At the same time Hyundai began design work on a new project, the i30 N TCR, to compete in the TCR category.

The i30 N TCR, based on the road going i30 chassis, marked the second customer motorsport project for Hyundai and their first move into circuit racing.

Built to compete in the TCR series, the car needed to be front wheel drive, using a turbo charged engine with displacement between 1600-2000CC, maximum power output 350BHP.

The finished project utilises a transverse mounted two-litre turbocharged engine, connected to a six-speed sequential gearbox and limited slip differential. Braking is taken care of using Brembo six piston monobloc brake calipers with 380mm brake discs on the front and two piston monobloc calipers with 278mm ventilated discs on the rear, all working in conjunction with spherical bearing- mounted Brembo master cylinders.

Goodridge

Where do Goodridge fit into the project?

Established in 1969, Goodridge are a fluid transfer systems manufacturer, specialising in a 'design & build' approach, alongside a comprehensive range of catalogued fluid transfer product for Motorsport, Performance and niche OEM, automotive and motorcycle applications.

The Hyundai i30 N TCR fitted into Goodridge's specialist remit, supplying fluid transfer assemblies for the following systems on both a 'build from spec' basis and in some areas, supplying catalogue product.

- Braking system • Clutch system
- Fuel system • Air jack system

The braking system utilises Goodridge 836 stainless steel hardline, CNC machine formed to Hyundai Motorsport Customer Racing's specifications.

In conjunction, Goodridge 600 series PTFE lined stainless steel braided hose and 600 series crimp fittings are assembled, crimped and pressure tested prior to being fitted to the vehicle.

The fuel system uses Goodridge G-Line XF 910 hose, combined with Goodridge 711 series aluminum crimp fittings. G-Line XF 910 hose is one of Goodridge's 'go to' hoses for high level motorsport, featuring an aramid fibre braid and PTFE liner, making it incredibly light weight and safe to run 'in cockpit'. The perfect choice for this project.

Goodridge 711 series aluminum crimp fittings are designed for use with the G-Line 910 XF hose, again focusing on providing the greatest weight saving possible, without compromising reliability.

The air jack system, standard equipment in the TCR series, uses Goodridge 836 Polyamide coated Hycot™ aluminium hardline, again CNC machined at Goodridge HQ in the UK. The hardline is fitted with Goodridge 836 re-usable aluminium fittings; these are light weight and do not require the tube to be flared for installation.



Hyundai i30 N TCR 2020 livery

The Result

Goodridge provided a bespoke, functional, light weight and reliable plumbing solution that played a part in the i30 N TCR's victory in the 2018 WTCR, with Hyundai customers winning both the teams' and drivers' titles in the 2018 series.

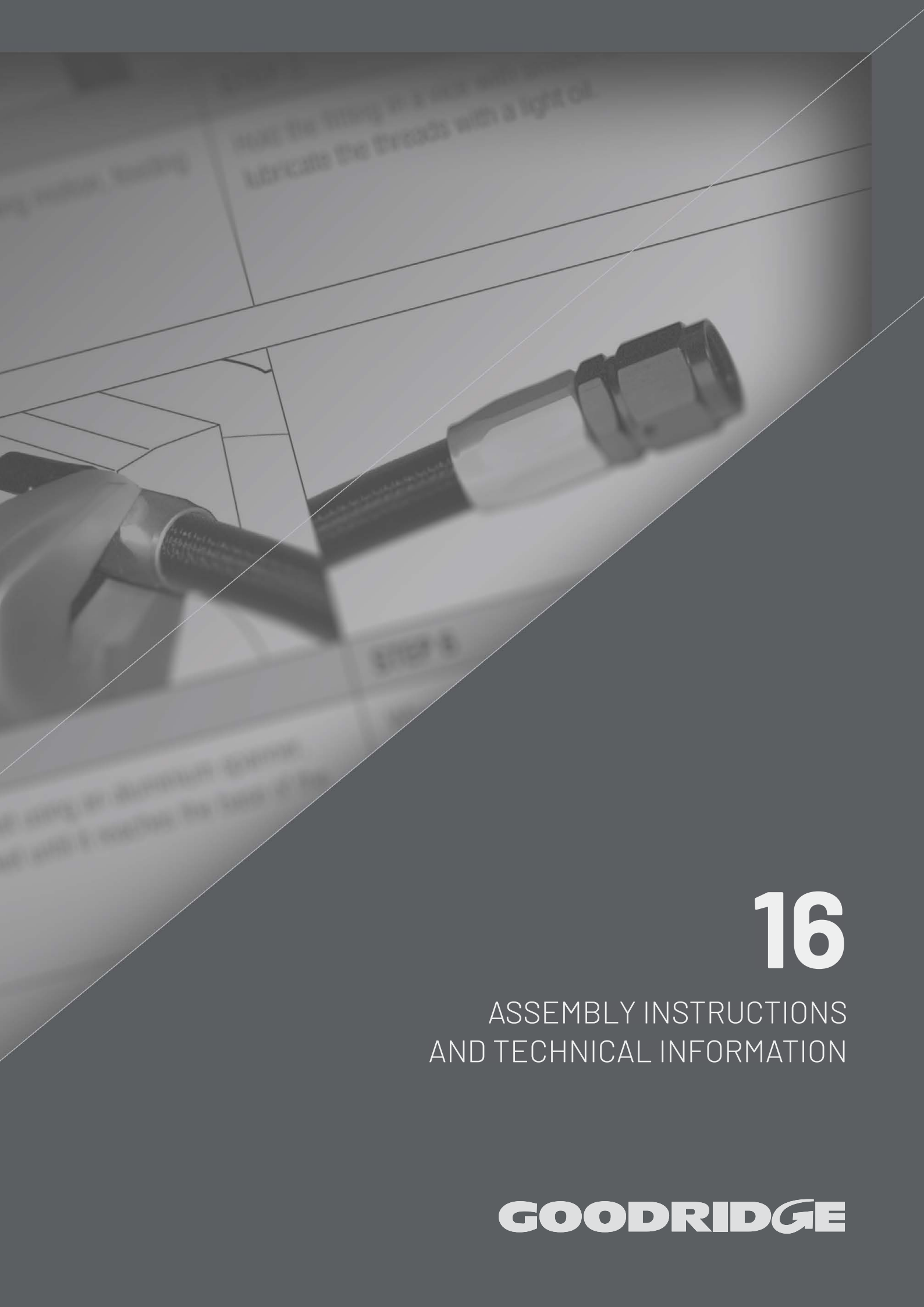
The Hyundai i30NTCR then enjoyed further success in 2019, with Norbert Michelisz of BRC Hyundai N Squadra Corse winning the 2019 WTCR Drivers' title and BRC Hyundai N Squadra Corse placing second in the 2019 WTCR Teams' standings. *A great result.*

Goodridge are proud to have been a part of this project, using over 50 years of experience and input from our global network; this is the perfect example of working in conjunction with a motorsport team to achieve a fantastic result, for both parties.



GOODRIDGE

www.goodridge.com



16

ASSEMBLY INSTRUCTIONS
AND TECHNICAL INFORMATION

GOODRIDGE

Note: Lubricate threads with duck oil before assembly (or a similar commercial lubricant may be used). Goodridge recommend that the finished assembly is fully pressure tested prior to use.

ASSEMBLY INSTRUCTIONS FOR 811 FITTINGS AND 910 SERIES HOSE

<p>STEP 1</p> <p>Remove socket from fitting and ensure the hose has clean square cut ends.</p>	<p>STEP 2</p> <p>Feed the hose into the socket with a turning motion, feeding the braid in as you turn the hose.</p>	<p>STEP 3</p> <p>Hold the fitting in a vice with smooth or soft jaws, and lubricate the threads with a light oil.</p>
<p>STEP 4</p> <p>Push the hose firmly onto the thread whilst rotating the hose and socket together. Hand tighten both the hose and socket until it becomes too tight to move.</p>	<p>STEP 5</p> <p>Finish tightening the socket using an aluminium spanner, continue turning the socket until it reaches the base of the thread.</p>	<p>STEP 6</p> <p>When the socket reaches the base of the thread keep turning for an extra 1.5 complete turns.</p>

ASSEMBLY INSTRUCTIONS FOR 236, 336 SERIES FITTINGS AND 200, 210 SERIES HOSE


<p>STEP 1</p> <p>Bind masking tape tightly around the hose at the required length and cut through using a fine tooth saw blade or cut off wheel, leaving tape on both ends so that it retains the braid. Clean any debris from both the cut ends and inside the hose.</p>	<p>STEP 2</p> <p>Socket (red) Main fitting body (blue) On a clean flat surface disassemble the fitting. This consists of two parts. Tip: Wrap some tape behind the socket to identify if the hose is being pushed out of the socket when tightening.</p>	<p>STEP 3</p> <p>Hold the socket in a smooth jaw vice and feed one end of the hose into the socket by turning clockwise and pushing until the hose finishes just behind the socket threads.</p>	<p>STEP 4</p> <p>Holding the main fitting body in the vice, lubricate the thread and push the hose and socket over the nipple end and start to thread the socket onto the fitting by hand.</p>
<p>STEP 5</p> <p>Finish tightening the socket onto the fitting using a good quality wrench until the socket is one full turn from the back of the of the fitting hex.</p>	<p>STEP 6</p> <p>Pressure test.</p>		

Material Key:

B: Brass, C: Stainless Steel, CH: Chrome Plated, D: Aluminium, P: Zinc Plated Carbon Steel, Z1: Silver Plated Carbon Steel

Note: Lubricate threads with duck oil before assembly (or a similar commercial lubricant may be used). Goodridge recommend that the finished assembly is fully pressure tested prior to use.

ASSEMBLY INSTRUCTIONS FOR TF-TU25 & 536 HOSE & PUSH FIT FITTINGS





<p>STEP 1</p> <p>Cut hose at the required length using a fine tooth saw blade or cut off wheel. Clean any loose debris from both the cut ends and inside the hose.</p>	<p>STEP 2</p> <p>Hold the fitting in a bench vice, lubricate the fitting tail and inside the hose.</p> <p>Tip: <i>Submerge the end of the hose in hot water to soften and ease assembly.</i></p>	<p>STEP 3</p> <p>Push the hose over the fitting tail until it is tight behind the red hose finisher.</p> 	<p>STEP 4</p> <p>Please Note: Straight female fittings require the use of a male adaptor during hose assembly to stop the fitting tail turning.</p>

ASSEMBLY INSTRUCTIONS FOR RE-USABLE 600 SERIES (PTFE SMOOTH BORE) HOSE & FITTINGS

<p>STEP 1</p> <p>Using a fine tooth saw blade or cut off wheel, cut hose to the required length. Clean any loose debris from both the cut ends and inside the hose. Note: Lubricate threads with Duck Oil before assembly. (or a similar commercial lubricant may be used)</p>	<p>STEP 2</p> <p>Main fitting body - Olive - Socket On a clean flat surface disassemble the fitting, this consists of 3 parts, the Main fitting body, Olive and Socket.</p>	<p>STEP 3</p> <p>Push two sockets back to back over the overbraid working from the non flared end</p>	<p>STEP 4</p> <p>Using an appropriate sized Goodridge mandrel, flare out both ends of the stainless steel overbraid from the PTFE inner tube</p>
<p>STEP 5</p> <p>Push an olive onto each end of the PTFE inner tube under the stainless steel over braid by hand and finish off by pushing against a flat solid surface making sure the PTFE tube is fully home in the olive.</p>	<p>STEP 6</p> <p>Holding the main fitting body in a smooth jaw vice, lubricate the thread and push the hose over the nipple end and start to thread the socket onto the fitting by hand.</p>	<p>STEP 7</p> <p>Finish tightening the socket onto the fitting with a good quality spanner until the socket is one full turn from the main fitting hex.</p> <p>PRESSURE TEST</p>	<p>UNDER NO CIRCUMSTANCES SHOULD THE SOCKET BE LOOSENED IN AN ATTEMPT TO ADJUST THE ALIGNMENT AFTER ASSEMBLY</p>

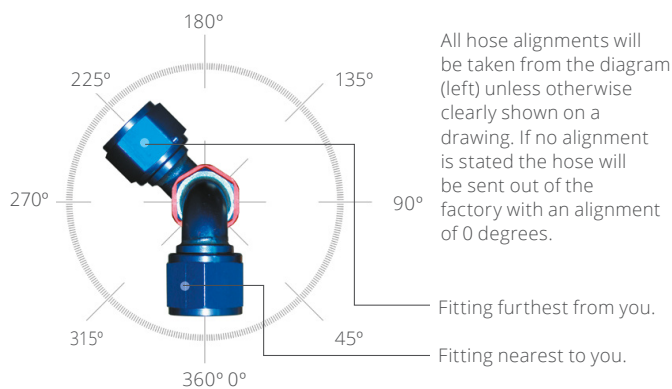
Note: Lubricate threads with duck oil before assembly (or a similar commercial lubricant may be used). Goodridge recommend that the finished assembly is fully pressure tested prior to use.

ASSEMBLY INSTRUCTIONS FOR HARDLINE AND FITTINGS


			
STEP 1 Bend tube to suit installation using a hardline bending tool and observing the minimum bend radius (15mm for -4 and -6 tube)	STEP 2 Debur and remove any loose pieces of Hycot® cover. Measure and mark 21mm from the end of the hose.	STEP 3 Slide socket and olive onto hose until it reaches the 21mm mark made in step 2	STEP 4 Using an appropriate spanner, assemble the socket until the socket completely covers exposed threads (2mm - 2.5mm between socket and hex)
STEP 5 Assemble other end repeating steps 1-4 and pressure test assembly.	NOTES 1. Once assembled, the hardline fitting should NOT be loosened and re-assembled. The olive is permanently attached after assembly and cannot be removed. 2. For production, we recommend building one template and copying all bends and dimensions from this master sample.		

TECHNICAL INFORMATION

CORRECT ALIGNMENTS



CORRECT MEASUREMENTS



The following instructions are designed to eliminate confusion and ensure that correct hose lengths are supplied for assembly. When ordering hose assemblies please make sure the following instructions are followed. All measurements are taken from the center of seat **A** to the center of seat **B**. This will apply in all cases unless CLEAR instructions are given on purchase order or a drawing supplied.

HOSE LENGTH TOLERANCES

Hose length	Tolerance
100mm to 200mm	+3mm
200mm to 400mm	+5mm
400mm to 600mm	+6mm
600mm Upwards	+ 1%

Standard Goodridge hose tolerances used unless otherwise

Material Key:

B: Brass, C: Stainless Steel, CH: Chrome Plated, D: Aluminium, P: Zinc Plated Carbon Steel, Z1: Silver Plated Carbon Steel

HOSE ASSEMBLY INSTRUCTIONS


Wherever a hose assembly is used in either a static or dynamic flexing application, it is necessary to ensure that the center line bend radius is not taken below the minimum bend radius for the hose. Hose assemblies should not be installed in such a manner that a torque loading is imposed, either during installation, or in subsequent use. Torque loading of the hose creates stresses in the hose, which can shorten the hose life, or cause the hose to collapse. Whilst assembling the second end fitting, especially if it is a female union type or fitting, it is necessary to ensure that the final tightening of the nut does not also rotate the spigot, thus imposing the torque

to the hose. In the case of reusable fittings the hex on the body should be held with a spanner to prevent rotation. When the hose includes elbow fittings at both ends, it is important to ensure the correct alignment of the elbows relative to each other during hose manufacture. It is important to ensure that the hose is connected the right way round when installed. When the hose has an elbow at one end and a straight fitting the other end, always

connect the elbow end first, to prevent possible mis-alignment. In applications where the hose undergoes dynamic flexing, it is necessary to ensure that all bends in the hose are in one plane. A hose which is bent in two or more planes and then flexed is subject to torsional forces which may damage the hose.

Damage

Any visible evident damage to the hose, such as broken strands of braid, or severe distortion of the hose, or damage to the end fittings is cause for the hose to be withdrawn from service. The cause of the damage should then be identified, and steps taken to ensure that it does not re-occur.



HOSE COVERING APPLICATION GUIDE

Hose Dash Size	Fire sleeve	Textalu	Flameguard	Raychem	Heatshrink	Raychem to seal ends of FG900
-02	FG900-03S	TEXTALU 5mm	EKC622-04	DR-25-1/4	HS760-03	
-03	FG900-04S	TEXTALU 8mm	EKC622-04	DR-25-3/8	HS760-03	
-04	FG900-06S	TEXTALU 10mm	EKC622-04	DR-25-1/2	HS760-06	DR-25-3/4
-06	FG900-08S	TEXTALU 12mm	EKC622-08	DR-25-3/4	HS760-06	DR-25-1
-08	FG900-10S	TEXTALU 15mm	EKC622-08	DR-25-3/4	HS760-06	DR-25-1
-10	FG900-12S	TEXTALU 15mm	EKC622-12	DR-25-1	HS760-10	DR-25-1
-12	FG900-16S	TEXTALU 22mm	EKC622-12	DR-25-1	HS760-10	
-16	FG900-20S	TEXTALU 22mm	EKC622-16			
-20						

COMMON THREAD SIZES

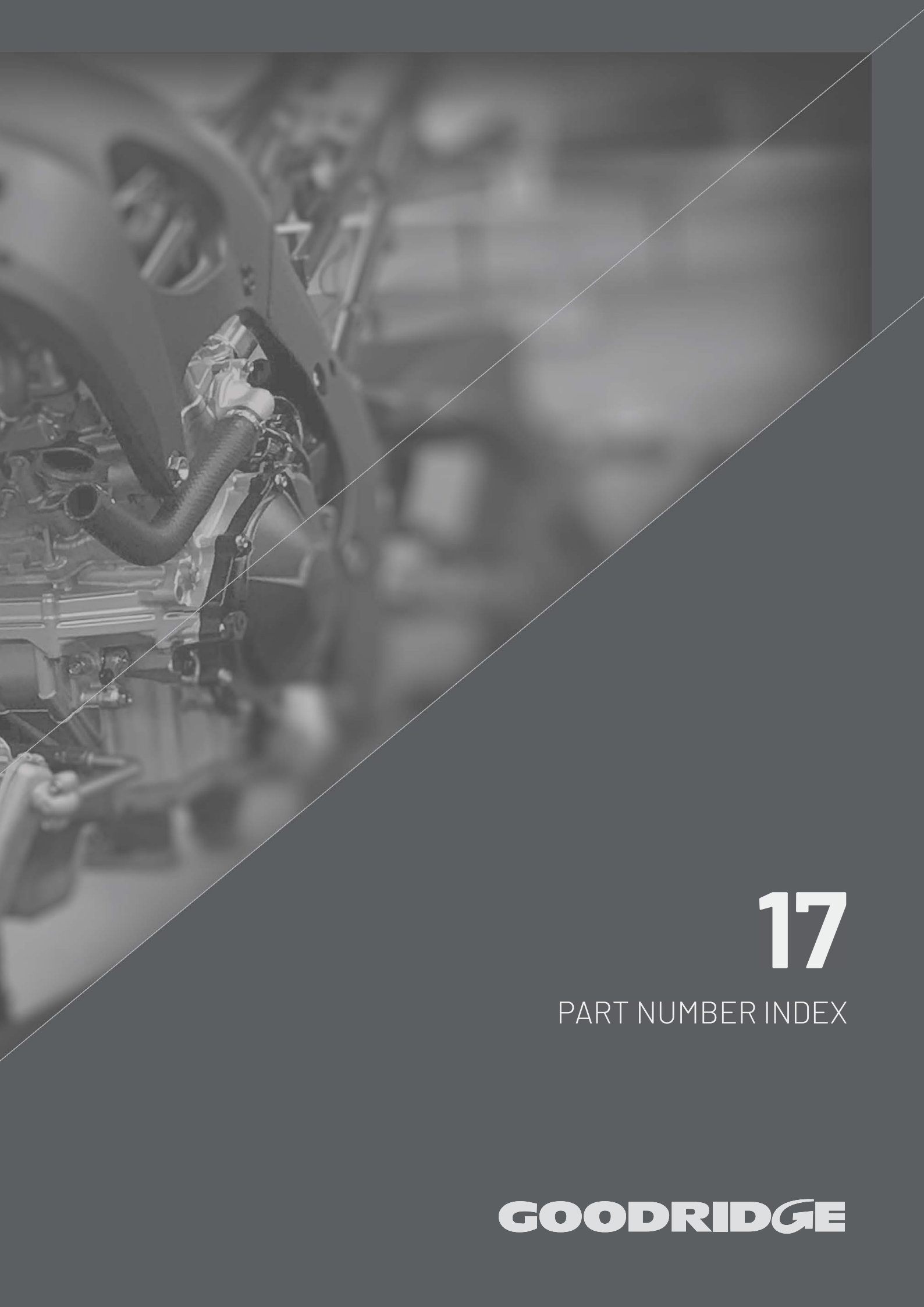
Size	JIC/UNF	BSP	NPT	SIZE	JIC/UNF	BSP	NPT	SIZE	JIC/UNF	BSP	NPT
-02	5/16" x 24		1/16" x 27	-06	9/16" x 18	3/8" x 19	3/8" x 18	-16	1 5/16" x 12	1" x 11	1" x 11 1/2
-03	3/8" x 24	1/8" x 28	1/8" x 27	-07	5/8" x 18			-20	1.5/8" x 12	1 1/4" x 11	1 1/4" x 11 1/2
-04	7/16" x 20	1/4" x 19	1/4" x 18	-08	3/4" x 16	1/2" x 14	1/2" x 14	-24	1 7/8" x 12	1 1/2" x 11	1 1/2" x 11 1/2
-44	7/16" x 24			-10	7/8" x 14	5/8" x 14		-28	2 1/4" x 12	1 3/4" x 11	
-05	1/2 x 20			-12	1 1/6" x 12	3/4" x 14	3/4" x 14	-32	2 1/2" x 12	2" x 11	2" x 11 1/2

Metric	Thread	Metric	Thread	Metric	Thread	Metric	Thread
-21	8 x 1.00	-M121	12 x 1.00	-M16	16 x 1.50	-M26	26 x 1.50
-22	8 x 1.25	-M122	12 x 1.25	-M18	18 x 1.50	-M30	30 x 1.50
-31	10 x 1.00	-M12	12 x 1.50	-M20	20 x 1.50		
-32	10 x 1.25	-M142	14 x 1.25	-M22	22 x 1.50		
-35	10 x 1.50	-M14	14 x 1.50	-M24	24 x 1.50		



GOODRIDGE

www.goodridge.com



17

PART NUMBER INDEX

GOODRIDGE

1012-03P	74	14F03-28D	158	236-0106	94	236-4512	94	305-04-32C	138
1012-04P	87	14F03-32D	158	236-0106BK	96	236-4512BK	96	305-04-35Z1	138
1013-03P	74	14F03-36D	158	236-0108	94	236-4516	94	305-04-M121Z1	138
1136-0104	94	14F03-40D	158	236-0108BK	96	236-4516BK	96	305-04-M122Z1	138
1136-0104BK	96	14F03-48D	158	236-0110	94	236-6106	94	305-04-M12D	138
1136-4504	94	14F03-56D	158	236-0110BK	96	236-6106BK	96	305-04-M12DBK	138
1136-4504BK	96	14F03-64D	158	236-0112	94	236-6108	94	305-06-31D	138
1136-9004	94	14J21-08A	157	236-0112BK	96	236-6108BK	96	305-06-31DBK	138
1136-9004BK	96	14J21-10A	157	236-0116	94	236-6110	94	305-06-M121D	138
1205-02B	55	14J21-12A	157	236-0116BK	96	236-6110BK	96	305-06-M121DBK	138
1205-03B	55	14J21-16A	157	236-12006	95	236-6112	94	305-06-M122D	138
1205-03C	55	14J21-20A	157	236-12006BK	97	236-6112BK	96	305-06-M122DBK	138
1205-03D	55	14J21-24A	157	236-12008	95	236-6116	94	305-06-M12D	138
1205-04B	84	14J21-28A	157	236-12008BK	97	236-6116BK	96	305-06-M12DBK	138
1205-04D	84	14J21-32A	157	236-12010	95	236-9006	94	305-06-M14D	138
1205-06B	84	14J21-36A	157	236-12010BK	97	236-9006BK	96	305-06-M14DBK	138
1205-06D	84	14J21-40A	157	236-12012	95	236-9008	94	305-06-M16D	138
1205-08D	84	14J21-48A	157	236-12012BK	97	236-9008BK	96	305-06-M16DBK	138
1206-02C	55	14J21-56A	157	236-12016	95	236-9010	94	305-08-M12D	138
1206-03C	55	14J21-64A	157	236-12016BK	97	236-9010BK	96	305-08-M14D	138
1206-03CH	55	150-08-015V75	158	236-15006	95	236-9012	94	305-08-M14DBK	138
1206-03D	55	150-10-017V75	158	236-15006BK	97	236-9012BK	96	305-08-M16D	138
1206-03P	55	150-12-117V75	158	236-15008	95	236-9016	94	305-08-M16DBK	138
1206-04P	84	150-16-214V75	158	236-15008BK	97	236-9016BK	96	305-10-M18D	138
1206-06D	84	150-20-218V75	158	236-15010	95	25-233	165	305-10-M18DBK	138
1206-08D	84	150-24-222V75	158	236-15010BK	97	25-932	165	306-02-31C	138
1207-06D	95	150-28-224V75	158	236-15012	95	25-933	165	306-03-21C	138
1207-06DBK	97	150-32-226V75	158	236-15012BK	97	25-944	165	306-03-22C	138
1207-08D	95	150-36-228V75	158	236-15016	95	2776-06-M122D	99	306-03-31C	138
1207-08DBK	97	150-40-230V75	158	236-15016BK	97	2776-06-M122DBK	100	306-03-31CH	138
1207-10D	95	150-48-234V75	158	236-18006	95	2776-06-M12D	99	306-03-31D	138
1207-10DBK	97	150-56-238V75	158	236-18006BK	97	2776-06-M12DBK	100	306-03-31DBK	138
1207-12D	95	150-64-242V75	158	236-18008	95	2776-1106	99	306-03-31SZ1	138
1207-12DBK	97	200-04	93	236-18008BK	97	2776-1106BK	100	306-03-31Z1	138
1209-04D	121	200-06	93	236-18010	95	2776-2106	99	306-03-32C	138
1209-06D	121	200-08	93	236-18010BK	97	2776-2106BK	100	306-03-32CH	138
1210-04D	121	200-10	93	236-18012	95	2776-3106	99	306-03-32D	138
1210-06D	121	200-12	93	236-18012BK	97	2776-3106BK	100	306-03-32Z1	138
145-31P	141	200-16	93	236-18016	95	2K8686C	175	306-03-35Z1	138
145-31Z1	141	202-04	93	236-18016BK	97	2K8686Z1	175	306-03-M121D	138
148-31-M12C	141	202-05	93	236-3106	94	305-03-21C	138	306-03-M12C	138
148-M12-M14Z1	141	202-06	93	236-3106BK	96	305-03-31C	138	306-03-M12D	138
148-M14-M16P	141	210-04	93	236-3108	94	305-03-31CBK	138	306-03-M16D	138
148-M16-M18P	141	210-06	93	236-3108BK	96	305-03-31CH	138	306-04-31C	139
148-M18-M22P	141	210-08	93	236-3110	94	305-03-31D	138	306-04-31D	139
148-M22-M26P	141	210-10	93	236-3110BK	96	305-03-31Z1	138	306-04-31DBK	139
149-M12P	141	210-12	93	236-3112	94	305-03-32C	138	306-04-32D	139
149-M14P	141	210-16	93	236-3112BK	96	305-03-32Z1	138	306-04-32DBK	139
149-M16P	141	22-09475-01	165	236-3116	94	305-03-35Z1	138	306-04-35Z1	139
149-M18P	141	22-09476-01	165	236-3116BK	96	305-03-M121C	138	306-04-M121D	139
14F03-08D	158	22-09477-01	165	236-4506	94	305-03-M121Z1	138	306-04-M121DBK	139
14F03-10D	158	22-09478-01	165	236-4506BK	96	305-03-M122Z1	138	306-04-M122Z1	139
14F03-12D	158	22-09479-01	165	236-4508	94	305-03-M12C	138	306-04-M14D	139
14F03-16D	158	2203-03B	55	236-4508BK	96	305-04-31D	138	306-04-M14DBK	139
14F03-20D	158	2204-03B	55	236-4510	94	305-04-31DBK	138	306-04-M14P	139
14F03-24D	158	2204-31B	55	236-4510BK	96	305-04-31Z1	138	306-04-M16Z1	139

Material Key:

B: Brass, C: Stainless Steel, CH: Chrome Plated, D: Aluminium, P: Zinc Plated Carbon Steel, Z1: Silver Plated Carbon Steel

306-04-M18D	139	306-12-M18DBK	139	336-9010BK	98	4120-08-08DFL	35	442-32P	46
306-04-M18DBK	139	306-12-M20D	139	336-9012	98	4120-08D	32	443-03BNP	43
306-06-31D	139	306-12-M20DBK	139	336-9012BK	98	4120-10-10DFL	35	443-03C	43
306-06-31DBK	139	306-12-M22D	139	4001-04D	31	4120-10D	32	443-03CH	43
306-06-32D	139	306-12-M22DBK	139	4001-04DBK	31	4120-12-12DFL	35	443-03P	43
306-06-32DBK	139	306-12-M24D	139	4001-06D	31	4120-12D	32	443-04P	82
306-06-M121D	139	306-12-M24DBK	139	4001-08-08DFL	34	4120-16-16DFL	35	444-31P	46
306-06-M121DBK	139	306-12-M26D	139	4001-08D	31	4120-16D	32	4441-04D	32
306-06-M12D	139	306-12-M26DBK	139	4001-10-10DFL	34	4150-04D	32	4441-06D	32
306-06-M12DBK	139	306-12-M30D	139	4001-10D	31	4150-06D	32	4441-08D	32
306-06-M12Z1	139	306-12-M30DBK	139	4001-12-12DFL	34	4150-08-08DFL	35	4441-10D	32
306-06-M14D	139	306-16-M26D	139	4001-12D	31	4150-08D	32	44512	174
306-06-M14DBK	139	306-16-M30D	139	4001-16-16DFL	34	4150-10-10DFL	35	44514	174
306-06-M14Z1	139	307-03-31C	139	4001-16D	31	4150-10D	32	44515	174
306-06-M16D	139	307-03-31P	139	4001-20D	31	4150-12-12DFL	35	44516	113
306-06-M16DBK	139	313-03P	141	4045-04D	31	4150-12D	32	44516	174
306-06-M16Z1	139	313-04P	141	4045-04DBK	31	4150-16-16DFL	35	44517	174
306-06-M18D	139	313-06P	141	4045-06D	31	4150-16D	32	44518	174
306-06-M18DBK	139	313-08P	141	4045-08D	31	4180-04D	32	44519	174
306-06-M18Z1	139	313-10P	141	4045-10D	31	4180-06D	32	44520	174
306-06-M20D	139	314-21SD	142	4045-12D	31	4180-08-08DFL	35	44550	174
306-06-M20DBK	139	314-31P	142	4046-04D	31	4180-08D	32	4445-04D	33
306-06-M22D	139	314-31SDBK	142	4046-04DBK	31	4180-10-10DFL	35	4445-06D	33
306-06-M22DBK	139	314-M122P	142	4046-06D	31	4180-10D	32	4445-08D	33
306-08-M12D	139	314-M12D	142	4046-08-08DFL	34	4180-12-12DFL	35	4445-10D	33
306-08-M12DBK	139	314-M14D	142	4046-08D	31	4180-12D	32	4445-12D	33
306-08-M14D	139	314-M14P	142	4046-10-10DFL	34	4180-16-16DFL	35	4446-04D	33
306-08-M14DBK	139	314-M14SD	142	4046-10D	31	4180-16D	32	4446-06D	33
306-08-M14P	139	314-M16P	142	4046-12-12DFL	34	440-03C	43	4446-08D	33
306-08-M16D	139	314-M18D	142	4046-12D	31	440-03CH	43	4446-10D	33
306-08-M16DBK	139	314-M22P	142	4046-16-16DFL	34	440-03P	43	4446-12D	33
306-08-M16Z1	139	318-31C	175	4046-16D	31	441-03C	43	4446-16D	33
306-08-M18D	139	318-31Z1	175	40776-04-M10D	32	441-03CH	43	445-31C	46
306-08-M18DBK	139	318-M121Z1	175	40776-06-M12D	32	441-03P	43	445-31CH	46
306-08-M18Z1	139	319-31B	55	40776-06-M14D	32	441-04C	82	445-31P	46
306-08-M20D	139	321-03CH	50	40776-06-M16D	32	44120-04D	33	445-32P	46
306-08-M20DBK	139	321-03P	50	4090-04D	31	44120-06D	33	44518HD	174
306-08-M22D	139	321-03SMP	50	4090-04DBK	31	44120-08D	33	446-31C	46
306-08-M22DBK	139	321-04P	83	4090-06D	31	44120-10D	33	446-31P	46
306-08-M24D	139	323-03P	50	4090-08D	31	44120-12D	33	446-32P	46
306-10-M14D	139	331-03P	50	4090-10D	31	44120-16D	33	448-31P	46
306-10-M14DBK	139	332-03P	50	4090-12D	31	44150-04D	34	4490-04D	33
306-10-M16D	139	332-04P	83	4091-04D	31	44150-06D	34	4490-06D	33
306-10-M16DBK	139	336-4506	98	4091-04DBK	31	44150-08D	34	4490-08D	33
306-10-M16Z1	139	336-4506BK	98	4091-06D	31	44150-10D	34	4490-10D	33
306-10-M18D	139	336-4508	98	4091-08-08DFL	34	44150-12D	34	4490-12D	33
306-10-M18DBK	139	336-4508BK	98	4091-08D	31	44180-04D	34	4491-04D	33
306-10-M20D	139	336-4510	98	4091-10-10DFL	34	44180-06D	34	4491-06D	33
306-10-M20DBK	139	336-4510BK	98	4091-10D	31	44180-08D	34	4491-08D	33
306-10-M22D	139	336-4512	98	4091-12-12DFL	34	44180-10D	34	4491-10D	33
306-10-M22DBK	139	336-4512BK	98	4091-12D	31	44180-12D	34	4491-12D	33
306-10-M24D	139	336-9006	98	4091-16-16DFL	34	442-31C	46	4491-16D	33
306-10-M24DBK	139	336-9006BK	98	4091-16D	31	442-31CH	46	451-31C	47
306-10-M26D	139	336-9008	98	4120-04D	32	442-31D	46	451-31P	47
306-10-M26DBK	139	336-9008BK	98	4120-04DBK	32	442-31LP	46	452-31C	47
306-12-M18D	139	336-9010	98	4120-06D	32	442-31P	46	452-31P	47

492-31P	47	5093-03-M12C	51	536-12	105	600-03CB	41	6090-06D	82
50-107-7612	164	5093-03-M12CH	51	536-12004	106	600-03CL	41	6090-08D	82
50-110-7612	164	5093-03C	51	536-12006	106	600-03EB	41	6091-03C	44
50-113-7612	164	5093-03CH	51	536-12006DBK	107	600-03GD	41	6091-03CH	44
50-116-7612	164	5093-03D	51	536-12008	106	600-03LG	41	6091-03D	44
50-119-7612	164	5093-03P	51	536-12008DBK	107	600-03OR	41	6091-03P	44
50-125-7612	164	5093-04-03P	84	536-12010	106	600-03PK	41	6091-04C	81
50-150-7612	164	5094-02-03C	52	536-12010DBK	107	600-03RD	41	6091-04D	81
50-607-7612	164	5094-03C	52	536-12012	106	600-03VB	41	6091-04P	81
50-610-7612	164	5094-03CH	52	536-12012DBK	107	600-03WT	41	6091-06D	81
50-613-7612	164	5094-03D	52	536-12B	105	600-03YE	41	6091-06P	81
50-616-7612	164	5094-03P	52	536-15004	106	600-04BK	80	6091-08D	81
50-619-7612	164	5095-03C	52	536-15006	106	600-04CB	80	6645-03C	44
50-625-7612	164	5095-03P	52	536-15006DBK	107	600-04CL	80	6645-04C	81
50-634-7612	164	5096-03C	53	536-15008	106	600-04HP	88	6645-04D	81
50-640-7612	164	5097-03C	51	536-15008DBK	107	600-05CB	80	6645-06D	81
50-910-7612	164	5097-03CH	51	536-15010	106	600-05CL	80	6645-31C	47
50-915-7612	164	5097-03D	51	536-15010DBK	107	600-06HP	88	6690-03C	44
50-919-7612	164	5097-03P	51	536-15012	106	600-08HP	88	6690-03P	44
50-925-7612	164	5098-03C	53	536-15012DBK	107	6001-02-03C	43	6690-04C	82
5070-03C	52	5098-03P	53	536-18004	106	6001-02C	43	6690-04D	82
5070-03CH	52	5099-03-04C	52	536-18006	106	6001-03-04C	43	6690-06D	82
5070-03P	52	5099-03-04CH	52	536-18006DBK	107	6001-03C	43	6690-31C	47
5091-03-04C	51	5099-03C	52	536-18008	106	6001-03CH	43	700K-03	42
5091-03-04CH	51	5099-03CH	52	536-18008DBK	107	6001-03D	43	700K-03BK	42
5091-03-04P	51	5099-03D	52	536-18010	106	6001-03P	43	700K-04BK	80
5091-03C	51	5099-03P	52	536-18010DBK	107	6001-04C	81	704-03P	45
5091-03CH	51	5099S-03C	52	536-18012	106	6001-04D	81	704-04P	82
5091-03D	51	5099S-03P	52	536-18012DBK	107	6001-04P	81	710-04	23
5091-03P	51	5130-03C	53	536-4504	106	6001-06D	81	710-06	23
5091-04-03P	84	5130-03C	113	536-4504DBK	107	6001-06P	81	710-08	23
5091-04-M12P	84	5131-03C	53	536-4506	106	6001-08D	81	710-10	23
5091-04D	84	5132-03C	54	536-4506DBK	107	6001-31CVW	47	710-12	23
5091-04P	84	5135-02C	54	536-4508	106	6001-32Z1VW	47	710-16	23
5091-06D	84	5135-03C	54	536-4508DBK	107	6045-02-03C	44	710-20	23
5091-08D	84	5135-03D	54	536-4510	106	6045-03C	44	711001	27
5092-02-03C	51	5136-03C	54	536-4510DBK	107	6045-03D	44	711001	27
5092-02C	51	5140-03C	54	536-4512	106	6045-03P	44	711031	27
5092-03-02C	51	536-0104	106	536-4512DBK	107	6045-04D	81	711046	27
5092-03-02P	51	536-0104DBK	107	536-9004	106	6045-06D	81	711061	27
5092-03-04C	51	536-0106	106	536-9004DBK	107	6045-08D	81	711091	27
5092-03-04CH	51	536-0106DBK	107	536-9006	106	6046-03C	44	711120	27
5092-03-04P	51	536-0108	106	536-9006DBK	107	6046-03CH	44	711150	27
5092-03-M12C	51	536-0108DBK	107	536-9008	106	6046-03D	44	711180	27
5092-03-M12CH	51	536-0110	106	536-9008DBK	107	6046-03P	44	711-0106	24
5092-03-M12P	51	536-0110DBK	107	536-9010	106	6046-04C	81	711-0108	24
5092-03C	51	536-0112	106	536-9010DBK	107	6046-04D	81	711-0108DFL	27
5092-03CH	51	536-0112DBK	107	536-9012	106	6046-04P	81	711-0110	24
5092-03D	51	536-04	105	536-9012DBK	107	6046-06D	81	711-0110DFL	27
5092-03P	51	536-04B	105	600-02	41	6046-08D	81	711-0112	24
5092-04-03P	84	536-06	105	600-03	41	6090-02-03C	44	711-0112DFL	27
5093-02-03C	51	536-06B	105	600-04	80	6090-02C	44	711-0116	24
5093-02C	51	536-08	105	600-05	80	6090-03C	44	711-0116DFL	27
5093-03-04C	51	536-08B	105	600-06	80	6090-03D	44	711-06	22
5093-03-04CH	51	536-10	105	600-08	80	6090-03P	44	711-08	22
5093-03-04P	51	536-10B	105	600-08	80	6090-04D	82	711-10	22
				600-03BK	41				

Material Key:

B: Brass, C: Stainless Steel, CH: Chrome Plated, D: Aluminium, P: Zinc Plated Carbon Steel, Z1: Silver Plated Carbon Steel

711-12	22	711-6012	24	741-08-08Z1	140	7791	29	775-44Z1	143
711-12006	25	711-6012DFL	28	741-08-10D	140	77120	29	776-03-04CH	142
711-12008	25	711-6016	24	741-08-10DBK	140	77150	29	776-03-04Z1	142
711-12008DFL	28	711-6016DFL	28	741-08-10Z1	140	77180	29	776-03C	142
711-12010	25	711-9006	25	741-08-12D	140	77120-06	26	776-03CH	142
711-12010DFL	28	711-9008	25	741-08-12DBK	140	77120-08	26	776-03D	142
711-12012	25	711-9008DFL	28	741-08-12Z1	140	77120-10	26	776-03Z1	142
711-12012DFL	28	711-9010	25	741-10-10D	140	77120-12	26	776-04-03Z1	142
711-12016	25	711-9010DFL	28	741-10-10DBK	140	77120-16	26	776-04-M12D	142
711-12016DFL	28	711-9012	25	741-10-10P	140	77150-06	26	776-04-M12DBK	142
711-15006	25	711-9012DFL	28	741-10-12D	140	77150-08	26	776-04-M12Z1	142
711-15008	25	711-9016DFL	28	741-10-12DBK	140	77150-10	26	776-04-M14D	142
711-15008DFL	28	711-9106	25	741-10-12P	140	77150-12	26	776-04-M14DBK	142
711-15010	25	711-9108	25	741-12-08P	140	77150-16	26	776-04Z1	142
711-15010DFL	28	711-9110	25	741-12-10P	140	77180-06	26	776-06-04D	142
711-15012	25	711-9112	25	741-12-12D	140	77180-08	26	776-06-04DBK	142
711-15012DFL	28	711-9116	25	741-12-12DBK	140	77180-10	26	776-06-M12D	142
711-15016	25	731001	29	741-12-12Z1	140	77180-12	26	776-06-M12DBK	142
711-15016DFL	28	731001	29	741-16-12P	140	77180-16	26	776-06-M14D	142
711-16	22	731046	29	742-03-31Z1	141	773-03BNC	76	776-06-M14DBK	142
711-18006	25	731091	29	742-03-M121Z1	141	773-03C	74	776-06-M16D	142
711-18008	25	741-03-03D	140	742-04-M12P	141	773-03CBK	74	776-06-M16DBK	142
711-18008DFL	28	741-03-03Z1	140	742-04-M14P	141	773-03CH	74	776-06D	142
711-18010	25	741-03-04D	140	742-08-M14P	141	773-03D	74	776-06DBK	142
711-18010DFL	28	741-03-04DBK	140	742-08-M16P	141	773-03LCH	74	776-08-M14D	142
711-18012	25	741-03-04Z1	140	742-08-M18P	141	773-03LZ1	74	776-08-M14DBK	142
711-18012DFL	28	741-03-06D	140	746-03P	45	773-03Z1	74	776-08-M16D	142
711-18016	25	741-03-06DBK	140	749-03-31P	48	773-44CH	87	776-08-M16DBK	142
711-18016DFL	28	741-04-03C	140	749-03-32P	48	7746-06	26	776-08-M18D	142
711-3006	24	741-04-03D	140	750-03-31P	48	7746-08	26	776-08-M18DBK	142
711-3008	24	741-04-03DBK	140	750-03-32P	48	7746-10	26	776-10-M18D	142
711-3008DFL	27	741-04-03Z1	140	754-03-31P	48	7746-12	26	776-10-M20D	142
711-3010	24	741-04-04D	140	755-03-31P	48	7746-16	26	779-03C	142
711-3010DFL	27	741-04-04DBK	140	756-03-31P	48	775-02C	73	779-03Z1	142
711-3012	24	741-04-04Z1	140	756-03P	45	775-03-02Z1	73	779-06-04D	142
711-3012DFL	27	741-04-06D	140	757-03-31P	49	775-03BNC	75	779-06-04DBK	142
711-3016	24	741-04-06DBK	140	758-03-03P	45	775-03BNZ1	75	7791-06	26
711-3016DFL	27	741-04-06Z1	140	758-03-31P	49	775-03C	73	7791-08	26
711-4506	24	741-04-08P	140	758-03-31SP	49	775-03CBK	73	7791-10	26
711-4508	24	741-04-10P	140	758-03-32P	49	775-03CH	73	7791-12	26
711-4508DFL	27	741-06-04D	140	759-03-03P	45	775-03D	73	7791-16	26
711-4510	24	741-06-04DBK	140	759-03-31P	49	775-03DBK	73	811-0104	36
711-4510DFL	27	741-06-04Z1	140	759-03-31SP	49	775-03LC	73	811-0106	36
711-4512	24	741-06-06D	140	759-03-32CH	49	775-03LCH	73	811-0108	36
711-4512DFL	27	741-06-06DBK	140	759-03-32P	49	775-03LZ1	73	811-0110	36
711-4516DFL	27	741-06-06Z1	140	763-03-03D	140	775-03Z1	73	811-0112	36
711-4606	24	741-06-08D	140	763-04-04P	140	775-04C	143	811-0116	36
711-4608	24	741-06-08DBK	140	763-04-06D	140	775-04CH	143	811-04	21
711-4610	24	741-06-08Z1	140	763-06-08D	140	775-04D	143	811-06	21
711-4612	24	741-06-10D	140	763-08-06P	140	775-04LZ1	143	811-08	21
711-4616	24	741-06-10DBK	140	763-08-08P	140	775-04Z1	143	811-10	21
711-6006	24	741-08-06D	140	763-08-10P	140	775-06D	143	811-12	21
711-6008	24	741-08-06DBK	140	7731	29	775-44BK	143	811-12004	37
711-6008DFL	28	741-08-06Z1	140	7731	29	775-44C	143	811-12006	37
711-6010	24	741-08-08D	140	7746	29	775-44CBK	143	811-12008	37
711-6010DFL	28	741-08-08DBK	140	7761	29	775-44CH	143	811-12010	37

811-12012	37	832-03P	126	960-0108	10	960-4610	10	992-03-31SD	73
811-12016	37	832-04P	126	960-0108DFL	14	960-4612	10	992-03-31SDBK	73
811-15004	37	832-06P	126	960-0110	10	960-4616	10	992-03-31SDBU	73
811-15006	37	860-06	9	960-0110DFL	14	960-4620	10	992-03-31SZ1	73
811-15008	37	860-08	9	960-0112	10	960-6008	12	992-03-31Z1	73
811-15010	37	860-10	9	960-0112DFL	14	960-6010	12	992-03-32C	73
811-15012	37	860-12	9	960-0116	10	960-6012	12	992-03-32CBK	73
811-15016	37	860-16	9	960-0116DFL	14	960-6016	12	992-03-32CH	73
811-16	21	910-04	21	960-0120	10	960-9006	10	992-03-32D	73
811-18004	37	910-06	21	960-06	9	960-9008	10	992-03-32DBK	73
811-18006	37	910-06FC	22	960-08	9	960-9008DFL	14	992-03-32DBU	73
811-18008	37	910-08	21	960-10	9	960-9010	10	992-03-32LCH	73
811-18010	37	910-10	21	960-12	9	960-9010DFL	14	992-03-32LZ1	73
811-18012	37	910-12	21	960-12006	11	960-9012	10	992-03-32Z1	73
811-18016	37	910-16	21	960-12008	11	960-9012DFL	14	992-03-35C	73
811-4504	36	910-20	21	960-12008DFL	15	960-9016DFL	14	992-03-35LZ1	73
811-4506	36	919-04-03C	131	960-12010	11	960-9106	10	992-03-35Z1	73
811-4508	36	919-04-03P	131	960-12010DFL	15	960-9106-M14	10	992-04-32C	143
811-4510	36	919-04-44P	131	960-12012	11	960-9108	10	992-04-M121D	143
811-4512	36	919-06-03D	131	960-12012DFL	15	960-9110	10	992-04-M121DBK	143
811-4516	36	919-06-04P	131	960-12016	11	960-9112	10	992-04-M121SC	143
811-9004	36	919-08-06P	131	960-12016DFL	15	960-9116	10	992-04-M121SZ1	143
811-9006	36	919-10-06P	131	960-15006	11	960-9120	10	992-04-M121Z1	143
811-9008	36	919-10-08P	131	960-15008	11	961001	16	992-04-M122D	143
811-9010	36	919-12-10P	131	960-15008DFL	15	961001	16	992-04-M122DBK	143
811-9012	36	924-03C	175	960-15010	11	961046	16	992-04-M122Z1	143
811-9016	36	924-03Z1	175	960-15010DFL	15	961091	16	992-04-M12C	143
812-4506	36	924-04Z1	175	960-15012	11	96776-06-M12D	11	992-04-M12CH	143
812-4508	36	924-06Z1	175	960-15012DFL	15	96776-06-M14D	11	992-04-M12D	143
812-4510	36	936-04DB	101	960-15016	11	99120-08	13	992-04-M12DBK	143
812-9006	36	936-04DBK	101	960-15016DFL	15	99120-10	13	992-06-M12D	143
812-9008	36	936-04DCH	101	960-16	9	99120-12	13	992-06-M12DBK	143
812-9010	36	936-04DR	101	960-18006	11	99120-16	13	992-06-M141D	143
812-9012	36	936-06DB	101	960-18008	11	99150-08	13	992-06-M142D	143
815-02C	125	936-06DBK	101	960-18008DFL	15	99150-10	13	992-06-M142DBK	143
815-03C	125	936-06DCH	101	960-18010	11	99150-12	13	992-06-M14D	143
815-03CH	125	936-06DR	101	960-18010DFL	15	99150-16	13	992-06-M14DBK	143
815-03P	125	936-08DB	101	960-18012	11	99180-08	14	992-06-M16D	143
815-03VC	125	936-08DBK	101	960-18012DFL	15	99180-10	14	992-06-M16DBK	143
815-03VCH	125	936-08DCH	101	960-18016	11	99180-12	14	992-08-M16D	143
815-03VP	125	936-08DR	101	960-18016DFL	15	99180-16	14	992-08-M16DBK	143
815-04C	125	936-10DB	101	960-20	9	992-02-21C	73	992-08-M18D	143
815-04P	125	936-10DBK	101	960-3008	12	992-02-22C	73	992-08-M18DBK	143
815-06P	125	936-10DCH	101	960-3010	12	992-03-21BNC	75	992-31BNC	75
815-08P	125	936-10DR	101	960-3012	12	992-03-21C	73	992-31BNCH	75
815-10P	125	936-12DB	101	960-3016	12	992-03-22C	73	992-31BNSC	75
815-12P	125	936-12DBK	101	960-4506	10	992-03-31C	73	992-31BNZ1	75
815-16P	125	936-12DCH	101	960-4508	10	992-03-31CH	73	992-32BNC	75
816-03-04P	135	936-12DR	101	960-4508DFL	14	992-03-31D	73	992-32BNZ1	75
816-03C	135	936-16DB	101	960-4510	10	992-03-31DBK	73	993-03-31C	74
816-03CH	135	936-16DBK	101	960-4510DFL	14	992-03-31DBU	73	993-03-31CH	74
816-03P	135	936-16DCH	101	960-4512	10	992-03-31LC	73	993-03-31D	74
816-04-04P	135	936-16DR	101	960-4512DFL	14	992-03-31LCH	73	993-03-31DBK	74
816-04P	135	945-03-31P	141	960-4516DFL	14	992-03-31LZ1	73	993-03-31DBU	74
818-31C	118	945-03-M121P	141	960-4606	10	992-03-31SC	73	993-03-31LZ1	74
832-03C	126	960-0106	10	960-4608	10	992-03-31SCBK	73	993-03-31SC	74

Material Key:

B: Brass, C: Stainless Steel, CH: Chrome Plated, D: Aluminium, P: Zinc Plated Carbon Steel, Z1: Silver Plated Carbon Steel

993-03-31SCBK	74	AN806-16DBK	128	AN816-10D	135	AN823-16D	136	AN837-06D	127
993-03-31SZ1	74	AN814-03D	128	AN816-10DBK	135	AN824-03C	126	AN837-06DBK	127
993-03-31Z1	74	AN814-03SD	129	AN816-12-08D	135	AN824-03D	126	AN837-08D	127
993-03-32C	74	AN814-04D	128	AN816-12-08DBK	135	AN824-04C	126	AN837-10D	127
993-03-32CBK	74	AN814-04DBK	128	AN816-12D	135	AN824-04D	126	AN837-12D	127
993-03-32CH	74	AN814-04SD	129	AN816-12DBK	135	AN824-04DBK	126	AN837-16D	127
993-03-32D	74	AN814-06D	128	AN816-16-12D	135	AN824-06-06-08D	131	AN840-04D	137
993-03-32DBK	74	AN814-06DBK	128	AN816-16D	135	AN824-06D	126	AN840-06D	137
993-03-32DBU	74	AN814-06SD	129	AN816-16DBK	135	AN824-06DBK	126	AN840-08D	137
993-03-32Z1	74	AN814-08D	128	AN818-03C	118	AN824-08D	126	AN840-10D	137
993-31BNC	76	AN814-08DBK	128	AN818-03D	129	AN824-08DBK	126	AN840-12D	137
993-31BNSC	76	AN814-10D	128	AN818-04D	129	AN824-10D	126	AN842-04D	137
993-31BNZ1	76	AN814-10DBK	128	AN818-06D	129	AN824-10DBK	126	AN842-06D	137
993-32BNC	76	AN814-12D	128	AN819-03C	118	AN824-12D	126	AN842-08D	137
993-32BNZ1	76	AN815-02D	125	AN819-03D	130	AN824-12DBK	126	AN842-10D	137
9930-08	13	AN815-03D	125	AN819-04D	130	AN824-16D	126	AN842-12D	137
9930-10	13	AN815-04D	125	AN819-06D	130	AN827-04D	126	AN844-04D	137
9930-12	13	AN815-04DBK	125	AN821-03C	125	AN827-06D	126	AN844-06D	137
9930-16	13	AN815-05D	125	AN821-03D	125	AN832-03D	126	AN844-08D	137
9945-06	12	AN815-06D	125	AN821-04D	125	AN832-04C	126	AN844-10D	137
9945-08	12	AN815-06DBK	125	AN821-06D	125	AN832-04D	126	AN871-04D	130
9945-10	12	AN815-08D	125	AN821-06DBK	125	AN832-04DBK	126	AN871-06D	130
9945-12	12	AN815-08DBK	125	AN821-08D	125	AN832-06D	126	AN871-08D	130
9946-08	13	AN815-10D	125	AN821-08DBK	125	AN832-06DBK	126	AN871-10D	130
9946-10	13	AN815-10DBK	125	AN821-10D	125	AN832-08D	126	AN871-12D	130
9946-12	13	AN815-12D	125	AN821-12D	125	AN832-08DBK	126	AN919-0D	131
9946-16	13	AN815-12DBK	125	AN821-16D	125	AN832-10D	126	AN919-01D	131
9960-08	13	AN815-16D	125	AN822-03D	136	AN832-10DBK	126	AN919-02D	131
9960-10	13	AN815-16DBK	125	AN822-04-04D	136	AN832-12D	126	AN919-02DBK	131
9960-12	13	AN816-03-04D	135	AN822-04D	136	AN832-12DBK	126	AN919-03D	131
9960-16	13	AN816-03D	135	AN822-04DBK	136	AN832-16D	126	AN919-06D	131
9990-06	12	AN816-04-04D	135	AN822-06-02D	136	AN832-16DBK	126	AN919-06DBK	131
9990-08	12	AN816-04-04DBK	135	AN822-06-02DBK	136	AN833-03C	127	AN919-07D	131
9990-10	12	AN816-04-06D	135	AN822-06-06D	136	AN833-03D	127	AN919-0D	131
9990-12	12	AN816-04C	135	AN822-06-06DBK	136	AN833-04C	127	AN919-10D	131
9991-08	12	AN816-04D	135	AN822-06-08D	136	AN833-04D	127	AN919-10DBK	131
9991-10	12	AN816-04DBK	135	AN822-06D	136	AN833-04DBK	127	AN919-12D	131
9991-12	12	AN816-06-02D	135	AN822-06DBK	136	AN833-06D	127	AN919-12DBK	131
9991-16	12	AN816-06-02DBK	135	AN822-07D	136	AN833-06DBK	127	AN919-14D	131
AN804-03D	127	AN816-06-06D	135	AN822-07DBK	136	AN833-08D	127	AN919-14DBK	131
AN804-04D	127	AN816-06-06DBK	135	AN822-08-08D	136	AN833-08DBK	127	AN919-15D	131
AN804-06D	127	AN816-06-08D	135	AN822-08-12D	136	AN833-10D	127	AN919-18D	131
AN804-08D	127	AN816-06-08DBK	135	AN822-08D	136	AN833-12D	127	AN919-19D	131
AN806-02D	128	AN816-06D	135	AN822-08DBK	136	AN833-12DBK	127	AN919-19DBK	131
AN806-03D	128	AN816-06DBK	135	AN822-10D	136	AN833-16D	127	AN919-20D	131
AN806-04D	128	AN816-07D	135	AN822-12-08D	136	AN834-03C	128	AN919-20DBK	131
AN806-04DBK	128	AN816-07DBK	135	AN822-12D	136	AN834-03D	128	AN919-22D	131
AN806-06D	128	AN816-08-08D	135	AN822-16D	136	AN834-04D	128	AN919-23D	131
AN806-06DBK	128	AN816-08-08DBK	135	AN823-03D	136	AN834-06D	128	AN919-23DBK	131
AN806-08D	128	AN816-08-12D	135	AN823-04D	136	AN834-06DBK	128	AN920-04D	144
AN806-08DBK	128	AN816-08-12DBK	135	AN823-06-06D	136	AN834-08D	128	AN920-04DBK	144
AN806-10D	128	AN816-08D	135	AN823-06D	136	AN834-12D	128	AN920-06-10D	144
AN806-10DBK	128	AN816-08DBK	135	AN823-08-08D	136	AN837-03C	127	AN920-06D	144
AN806-12D	128	AN816-10-06D	135	AN823-08D	136	AN837-03D	127	AN920-06DBK	144
AN806-12DBK	128	AN816-10-06DBK	135	AN823-10-06D	136	AN837-04D	127	AN920-08-10D	144
AN806-16D	128	AN816-10-12D	135	AN823-10D	136	AN837-04DBK	127	AN920-08-10DBK	144

AN920-08D	144	AN950-08-06DBK	132	BN507P	76	CPL-824-08DBK	133	CW901-M18	174
AN920-08DBK	144	AN950-10-06D	132	BN507PSB	77	CPL-824-10D	133	DR-25-1	178
AN920-10-08D	144	AN950-10-06DBK	132	BN508C	77	CPL-824-12D	133	DR-25-1/2	178
AN920-10-08DBK	144	AN950-10-08D	132	BN508PSB	77	CPL-824-12DBK	133	DR-25-1/4	178
AN920-10D	144	AN950-10-08DBK	132	BN510C	77	CPL-826-03D	134	DR-25-3/4	178
AN920-10DBK	144	AN950-12-08D	132	BN510P	77	CPL-826-04D	134	DR-25-3/8	178
AN920-12D	144	AN950-12-08DBK	132	BN510PSB	77	CPL-826-04DBK	134	DW-09	174
AN924-03D	129	AN950-12-10D	132	BN512PSB	77	CPL-826-06D	134	DW-10	174
AN924-04C	129	AN950-12-10DBK	132	BN561PSB	77	CPL-826-06DBK	134	DW-11	174
AN924-04D	129	AN950-16-12D	132	BN704C	77	CPL-826-08D	134	DW-20A	174
AN924-04DBK	129	AN951-03-04C	132	BN704P	77	CPL-826-10D	134	DW-21B	174
AN924-06D	121	AN951-03-04D	132	BN704PSB	77	CPL-826-10DBK	134	DW-23C	174
AN924-06D	129	AN951-03-04DBK	132	BTL-300Z1	71	CPL-826-12D	134	DW-24CC	174
AN924-06DBK	121	AN951-04-06D	132	BTL-303Z1	71	CPL-826-12DBK	134	DW-25D	174
AN924-06DBK	129	AN951-04-06DBK	132	BTL-304Z1	71	CPL-826-16D	134	DW-26E	174
AN924-08D	129	AN951-06-08D	132	BTL-305Z1	71	CPL-9004	134	DW-27F	174
AN924-08DBK	129	AN951-06-08DBK	132	BTL-306Z1	71	CPL-9004BK	134	DW-28FF	174
AN924-10D	129	AN951-08-10D	132	BTL-307Z1	72	CPL-9006	134	EKC622-04	177
AN924-10DBK	129	AN951-08-10DBK	132	BTL-308Z1	72	CPL-9006DBK	134	EKC622-08	177
AN924-12D	129	AN951-10-12D	132	BTL-310Z1	71	CPL-9008	134	EKC622-12	177
AN924-12DBK	129	AN951-10-12DBK	132	BTL-313Z1	71	CPL-9008BK	134	EKC622-16	177
AN924-16D	129	AN951-12-16D	132	BTL-314Z1	71	CPL-9010	134	FBM2183	144
AN924-16DBK	129	AN971-04D	130	BTL-315Z1	71	CPL-9012	134	FCO-08V	156
AN929-02D	129	AN971-06D	130	BTL-316Z1	71	CPL-903C	134	FCO-10V	156
AN929-03D	129	AN971-08D	130	BTL-317Z1	72	CPL-903D	134	FCO-12V	156
AN929-04D	129	AN971-10D	130	BTL-318Z1	72	CPL-904D	134	FCO-16V	156
AN929-04DBK	129	AN971-12D	130	BTL-322Z1	71	CPL-904DBK	134	FCO-20V	156
AN929-05D	129	AN971-16D	130	CPL-03C	133	CPL-906D	134	FCO-24V	156
AN929-06D	129	AN971-20D	130	CPL-03D	133	CPL-906DBK	134	FCO-28V	156
AN929-06DBK	129	AW760-04D	180	CPL-04C	133	CPL-908D	134	FCO-32V	156
AN929-08D	129	AW760-06D	180	CPL-04D	133	CPL-908DBK	134	FCO-40V	156
AN929-08DBK	129	AW760-08D	180	CPL-04DBK	133	CPL-9104	134	FCO-48V	156
AN929-10D	129	AW760-10D	180	CPL-06D	133	CPL-9104BK	134	FCO-56V	156
AN929-10DBK	129	AW760-12D	180	CPL-06DBK	133	CPL-9106	134	FCV-04	173
AN929-12D	129	AW760-16D	180	CPL-08D	133	CPL-9106BK	134	FCV-06	173
AN929-12DBK	129	AW760-SET	180	CPL-08DBK	133	CPL-9108	134	FCV-08	173
AN929-16D	129	B1213	117	CPL-10D	133	CPL-9108BK	134	FCV-10	173
AN929-16DBK	129	BL775-03C	75	CPL-10DBK	133	CPL-910D	134	FF572-04	173
AN929-20D	129	BL775-03SC	75	CPL-12D	133	CPL-9110	134	FF572-06	173
AN929-20DBK	129	BL775-44C	87	CPL-12DBK	133	CPL-9110BK	134	FF572-08	173
AN932-01D	137	BL992-31C	75	CPL-16D	133	CPL-9112	134	FF572-10	173
AN932-02D	137	BL992-31SC	75	CPL-16DBK	133	CPL-9116	134	FG900-04S	176
AN932-03D	137	BL992-32C	75	CPL-823-03C	133	CPL-912D	134	FG900-06S	176
AN932-04D	137	BL993-31C	75	CPL-823-03D	133	CUW-M12	174	FG900-08S	176
AN932-05D	137	BL993-31SC	75	CPL-823-04D	133	CUW-M14	174	FG900-12S	176
AN932-06D	137	BL993-32C	75	CPL-823-06D	133	CUW-M16	174	FG900-16S	176
AN938-04D	128	BLT-301NY	72	CPL-823-06DBK	133	CUW-M18	174	FG900-20S	176
AN938-06D	128	BLT-302NY	72	CPL-823-08D	133	CUW-M22	174	FM10100-03Z1	145
AN938-08D	128	BLT-311NY	72	CPL-823-10D	133	CW901-04	174	FM10100-04	145
AN938-10D	128	BLT-312NY	72	CPL-823-12D	133	CW901-06	174	FM10125-03	145
AN938-12D	128	BN-CAP	77	CPL-824-03D	133	CW901-08	174	FM10150-03FZ1	145
AN950-04-03D	132	BN506C	76	CPL-824-04D	133	CW901-10	174	FM10324-03	145
AN950-06-03D	132	BN506P	76	CPL-824-04DBK	133	CW901-12	174	FM10324-04	145
AN950-06-04D	132	BN506PSB	77	CPL-824-06D	133	CW901-M12	174	FM10716-03Z1	145
AN950-08-04D	132	BN506PSB-HD	77	CPL-824-06DBK	133	CW901-M14	174	FM10716-04	145
AN950-08-06D	132	BN507C	76	CPL-824-08D	133	CW901-M16	174	FP190	144

Material Key:

B: Brass, C: Stainless Steel, CH: Chrome Plated, D: Aluminium, P: Zinc Plated Carbon Steel, Z1: Silver Plated Carbon Steel

FP191	144	HL591-06D	119	PHS-08DR	179	S323-03Z1	65	S5091-05-M12Z1	86
FP192	144	HL811-06D	119	PLCC-03	179	S332-03Z1	65	S5091-06-M12DMP	86
FP193	144	HL814-06D	119	PLCC-04	179	S440-03Z1	56	S5091-06-M14DMP	86
FPM B	149	HL821-0406D	119	PLCC-04DBU	179	S441-03C	56	S5092-03-02C	67
FPM B	151	HL821-04D	119	PLCC-04DRD	179	S441-03Z1	56	S5092-03-04C	67
FRP-2BK	178	HL821-06D	119	PLCC-05	179	S442-31C	59	S5092-03-04CH	67
G105-31A	78	HL822-06D	119	PLCC-05DBU	179	S442-31LZ1	59	S5092-03-04Z1	67
G105-31Z1	78	HL823-0406D	119	PLCC-05DRD	179	S443-03BNZ1	56	S5092-03-M12C	67
G105A	78	HL823-04D	119	PLCC-06	179	S443-03C	56	S5092-03-M12CH	67
G106A	78	HL823-06D	119	PLCC-08	179	S443-03Z1	56	S5092-03C	67
G114	78	HL824-06D	120	PLCC-10	179	S444-31Z1	59	S5092-03CBK	67
G115	78	HL831-0406D	120	PLCC-12	179	S445-0131C	59	S5092-03CH	67
G117Z1	78	HL831-06D	120	PLCC-14	179	S445-0131Z1	59	S5092-03D	67
GA-3	144	HL836-03C	117	PLCC-16	179	S445-0132C	59	S5092-03DBK	67
GA-4	144	HL836-04D	117	PLCC-20	179	S445-0132Z1	59	S5092-03DRD	67
GA-903	144	HL836-06D	117	PLCC-24	179	S445-03-M121C	59	S5092-03Z1	67
GBPSM2	79	HL837-06D	120	PV72-06D	181	S445-2031C	60	S5092-04-03C	86
GBPSM3	79	HL841-06D	120	RC110-04D	35	S445-2031Z1	60	S5092-05-M10CSW	86
GM100	181	HL843-06D	120	RC110-06D	35	S445-31C	59	S5092-05-M12CSW	86
GM100MTB	181	HL854-06D	120	RC110-08D	35	S445-31Z1	59	S5093-02-03C	68
GM102	181	HP-03BK	177	RC110-10D	35	S445-32Z1	59	S5093-03-02C	68
GM104	181	HS760-03BK	177	RC110-12D	35	S445-4531C	60	S5093-03-04C	68
GP101	181	HS760-03CL	177	RC110-16D	35	S445-4531Z1	60	S5093-03-04CH	68
GPH01	180	HS760-06BK	177	RC110-20D	35	S445-9031C	60	S5093-03-04Z1	68
GPH02	180	HS760-06CL	177	RC600-02CMP	70	S445-9031Z1	60	S5093-03-M12C	68
GQD03BP03BEA	149	HS760-10BK	177	RC600-03CTUV	70	S445-90M121C	60	S5093-03-M12CH	68
GQD03BP03EA	149	K1213	117	RC600-03TUV	70	S446-03-M121LP	59	S5093-03C	68
GQD03BP03F	149	LWD594	179	RC600-04CHP	89	S446-03-M121Z	59	S5093-03CBK	68
GQD03BP04EA	149	LWD595	179	RC600-04CMP	87	S446-31C	59	S5093-03CH	68
GQD03BP04F	149	LWD596	179	RC600-05CMP	87	S446-31EXC	64	S5093-03D	68
GQD03BS03EA	149	LWD597	179	RC600-06CHP	89	S446-31EXZ1	64	S5093-03DBK	68
GQD03BS03F	149	LWD598	179	RC600-06CMP	87	S446-31Z1	59	S5093-03DRD	68
GQD03BS04EA	149	N1401	118	RC600-08CHP	89	S449-03Z1	56	S5093-03Z1	68
GQD03BS04F	149	N1406	118	RC600-08CMP	87	S451-31C	60	S5093L-03C	67
GQD05BP04BEA	149	N1460	118	RCC711-06D	29	S451-31Z1	60	S5093L-03CBK	67
GQD05BP04F	149	N8401	118	RCC711-08D	29	S452-31C	60	S5093L-03Z1	67
GQD05BP06F	149	N8402	118	RCC711-10D	29	S452-31Z1	60	S5093R-03C	67
GQD05BS04EA	149	N8412	118	RCC711-12D	29	S492-31Z1	59	S5093R-03CBK	67
GQD05BS04F	149	N8426	118	RCC711-16D	29	S5070-03C	69	S5093R-03Z1	67
GQD05BS06F	149	N8426C	118	RCC910-04D	35	S5070-03CBK	69	S5094-03-02C	68
GQD08BP06F	149	N8462	118	RCC910-06D	35	S5070-03CH	69	S5094-03C	68
GQD08BP08F	149	OR6290-03	175	RCC910-08D	35	S5070-03Z1	69	S5094-03CBK	68
GQD08BS06F	149	OR6290-04	175	RCC910-10D	35	S5091-02-03C	67	S5094-03CH	68
GQD08BS08F	149	OR6290-06	175	RCC910-12D	35	S5091-03-04Z1	67	S5094-03D	68
GQD08PP06BF	151	OR6290-08	175	RCC910-16D	35	S5091-03-M12C	67	S5094-03DBK	68
GQD08PP06F	151	OR6290-10	175	RCC910-20D	35	S5091-03C	67	S5094-03DRD	68
GQD08PP08F	151	OR6290-12	175	RCC960-06D	16	S5091-03CBK	67	S5094-03Z1	68
GQD08PS06F	151	PHS-03CL	179	RCC960-08D	16	S5091-03CH	67	S5094L-03C	68
GQD08PS06LF	151	PHS-03CL-CF	179	RCC960-10D	16	S5091-03SD	67	S5094L-03CBK	68
GQD08PS08F	151	PHS-03DB	179	RCC960-12D	16	S5091-03Z1	67	S5094L-03Z1	68
GQD08PS08LF	151	PHS-03DB-CF	179	RCC960-16D	16	S5091-04-03C	86	S5094R-03C	69
GQD14PP12F	151	PHS-03DR	179	RCC960-20D	16	S5091-04-03Z1	86	S5094R-03CBK	69
GQD14PS12F	151	PHS-03DR-CF	179	ROV-06-FIA	173	S5091-04-M12CMP	86	S5094R-03Z1	69
GR1	79	PHS-06DB	179	ROV-10-FIA	173	S5091-04-M12Z1	86	S5095-03C	70
GR2	79	PHS-06DR	179	S321-03SMZ1	65	S5091-04Z1MP	86	S5095-03CBK	70
GR3	79	PHS-08DB	179	S321-03Z1	65	S5091-05-M10CMP	86	S5095-03Z1	70

S5097-03-02C	68	S6001-31CAU	61	S6120-06CHP	89	S770-03Z1	64	SP-202	78
S5097-03C	68	S6001-31CMN	61	S6150-04CHP	89	S771-03Z1	64	SP-203	79
S5097-03CBK	68	S6001-31CVW	61	S6180-04CHP	89	S772-03Z1	64	SP-225	79
S5097-03CH	68	S6001-31CVWG7	61	S6645-03CK	57	S816-03B	65	SP-241	79
S5097-03D	68	S6001-31Z1AU	61	S6645-03CV	57	S816-04-03P2MP	86	SP-241T	79
S5097-03DBK	68	S6001-31Z1LR	61	S6690-03CK	58	SB30200CL	112	SPHA0280-002	79
S5097-03DRD	68	S6001-31Z1MN	61	S6690-03CV	58	SB30225CL	112	SPHA0280-002	79
S5097-03Z1	68	S6001-31Z1PR	61	S747-03Z1	58	SB30250CL	112	SS902-04	175
S5098-03P	70	S6001-31Z1VW	61	S747-44Z1	85	SB30275CL	112	SS902-05	175
S5099-03-02C	69	S6001-31Z1VWG7	61	S748-03Z1	58	SB30300CL	112	SS902-06	175
S5099-03-04CH	69	S6045-02C	57	S748-03Z1DS	58	SB30325CL	112	SS902-07	175
S5099-03C	69	S6045-03C	57	S749-03-31C	61	SB30350CL	112	SS902-08	175
S5099-03CBK	69	S6045-03D	57	S749-03-31Z1	61	SB30375CL	112	SS902-09	175
S5099-03CH	69	S6045-04CMP	85	S749-03-32Z1	61	SB30400CL	112	SS902-10	175
S5099-03D	69	S6045-04DMP	85	S750-03-31Z1	61	SB30425CL	112	SS902-12	175
S5099-03DBK	69	S6045-06DMP	85	S754-03-31C	62	SB30450CL	112	SS902-14	175
S5099-03DRD	69	S6046-03C	57	S754-03-31Z1	62	SB30475CL	112	TEXTALU-10MM	176
S5099-03Z1	69	S6046-03CH	57	S755-03-31Z1	62	SB30500CL	112	TEXTALU-12MM	176
S5099S-03C	69	S6046-03D	57	S756-03-M121C	62	SB30525CL	112	TEXTALU-15MM	176
S5099S-03CBK	69	S6046-03DBK	57	S756-03Z1	58	SB30550CL	112	TEXTALU-22MM	176
S5099S-03M6C	69	S6046-03Z1	57	S757-03-31C	62	SB30575CL	112	TEXTALU-5MM	176
S5099S-03Z1	69	S6046-04CHP	88	S757-03-31Z1	62	SB30600CL	112	TEXTALU-8MM	176
S5099SL-03C	69	S6046-04CMP	85	S757-03-31Z1DS	62	SB30625CL	112	TF-TU25-04	105
S5099SL-03CBK	69	S6046-04DMP	85	S757-03-31Z1E	62	SB30650CL	112	TF-TU25-06	105
S5099SL2-03C	69	S6046-04Z1MP	85	S758-03-03Z1	58	SB30675CL	112	TF-TU25-08	105
S5099SL2-03CBK	69	S6046-06CHP	88	S758-03-31C	62	SB30700CL	112	TF-TU25-10	105
S5099SR-03C	69	S6046-06DMP	85	S758-03-31SC	62	SB30725CL	112	TFE/P	149
S5099SR-03CBK	69	S6046-08CHP	88	S758-03-31SFC	62	SB30750CL	112	TP596	181
S5132-03-03C	66	S6090-02-03C	57	S758-03-31SFZ1	62	SB30775CL	112	TP598	181
S5135-03C	66	S6090-02C	57	S758-03-31SZ1	62	SB30800CL	112	W903-08D	156
S5135-03SC	66	S6090-03-02C	57	S758-03-31Z1	62	SB30825CL	112	W903-10D	156
S5135-03Z1	66	S6090-03C	57	S759-03-03SZ1	58	SB30850CL	112	W903-12D	156
S5136-03C	66	S6090-03D	57	S759-03-03SZ1	63	SBK305-03-31C	113	W903-16D	156
S5136-03SC	66	S6090-03Z1	57	S759-03-03Z1	58	SBK305-03-32C	113	W903-20D	156
S5136-03Z1	66	S6090-04CMP	85	S759-03-03Z1	63	SBK570-03C	112	W903-24D	156
S5139-03SC	66	S6090-04DMP	85	S759-03-31C	63	SBK592-03C	112	W903-28D	156
S5236-03Z1	66	S6090-06DMP	85	S759-03-31FBZ1	63	SBK593-03C	112	W903-32D	156
S6001-02-03C	56	S6090-08DMP	85	S759-03-31FZ1	63	SBK593L-03C	112	W903-40D	156
S6001-02C	56	S6090-31C	61	S759-03-31SC	63	SBK593R-03C	112	W903-48D	156
S6001-03-04C	56	S6090M-31CSW	60	S759-03-31SZ1	63	SBK594-03C	112	W903-56D	156
S6001-03C	56	S6090M-31CSW-LT	60	S759-03-31Z1	63	SBK594L-03C	112	W991-08DE	155
S6001-03CBK	56	S6091-02-03C	57	S759-03-31Z1BKT	63	SBK594R-03C	112	W991-10DE	155
S6001-03CH	56	S6091-03-04P	57	S759-03-32Z1	63	SBK597-03C	112	W991-12DE	155
S6001-03D	56	S6091-03C	57	S759-03-35SC	63	SBK599-03C	112	W991-16DE	155
S6001-03DBK	56	S6091-03CH	57	S759-03-35SZ1	63	SBK599S-03C	112	W991-20DE	155
S6001-03Z1	56	S6091-03D	57	S759-03-44Z1	58	SBK992-03-31SC	113	W991-24DE	155
S6001-04CHP	88	S6091-03DBK	57	S759-03-44Z1	63	SBK992-03-32C	113	W991-28DE	155
S6001-04CMP	85	S6091-03Z1	57	S759-03-M121Z1	63	SBK992-31BNSC	113	W991-32DE	155
S6001-04DMP	85	S6091-04CHP	88	S759-9131C	63	SBK993-03-31SC	113	W991-40DE	155
S6001-04Z1MP	85	S6091-04CMP	85	S759-9131Z1	63	SBK993-03-32C	113	W991-48DE	155
S6001-05-04CMP	85	S6091-04DMP	85	S760-03-31Z1	63	SBKPLCC-05	113	W991-56DE	155
S6001-06CHP	88	S6091-04Z1MP	85	S762-03-31SZ1	63	SGP601	70	ZZJW-M01	180
S6001-06CMP	85	S6091-06CHP	88	S762-03-31Z1	63	SGP601	70	ZZJW-M 02	180
S6001-06DMP	85	S6091-06DMP	85	S767-03-31C	63	SGP646	70		
S6001-08CHP	88	S6091-08CHP	88	S767-03-31Z1	63	SGP646	70		
S6001-08DMP	85	S6120-04CHP	89	S768-03-31SZ1	63	SGP691	70		

EUROPE

EXETER

Dart Building, Grenadier Road,
Exeter Business Park,
Exeter, Devon, EX1 3QF,
United Kingdom
+44 (0) 1392 369090

NORTHAMPTON

Suite 117, Regus Building,
Victory House,
400 Pavilion Drive
Northampton Business Park
Northampton, NN4 7PA
United Kingdom
+44 (0) 1604 521127

RASTATT

Lochfeldstraße 30
76437 Rastatt
Germany
+49 (0) 7222 967 553-0

PARIS

Sarl Za Les Pres d'Andy,
77950 St Germain, Laxis,
France
+33 (1) 64 38 44 44

VALENCIA

Calle Corretger
Parque Empresarial Tactica
46980 - Paterna, Valencia,
Espana
+34 (96) 252 4593

PIJNACKER

Delftsestraatweg 26i,
2641 NB Pijnacker,
Netherlands
+31 (15) 256 5232

GIEFFE RACING

Via San Giuliano
39/a, 15122
Castelceriolo AL
Italy
+39 0131 216505

NORTH AMERICA

TORRANCE

529 Van Ness Ave.
Torrance,
CA 90501,
USA
+1 (310) 533 1924

MOORESVILLE

105 Oak Park Drive, Suite D,
 Mooresville, NC 28115,
USA
+1 (704) 662 9095

TIJUANA

Via Rapida Poniente,
16755 Col. Ninos Heroes Este,
Tijuana, B.C. 22120, Mexico
+52 (664) 660 8825

ASIA PACIFIC

TOKYO

558-3, Matsudo Shinden,
Matsudo, Chiba, 270-2241,
Japan
+81 (0) 47-710-7911



Dealer and distributor list:

www.goodridge.com/distributors